

Product Introduction

Token (XT MW) are Murata Double Trap Filters TPWA Series Compatible.

(XT MW) Double Trap Filter Quick Selection :

- Dimensions (Unit: mm): 10.0 max × 8.0 max × 4.0 max.
- XT4.47MW Cener Frequency f_{01} :4.500MHz; Cener Frequency f_{02} :4.724MHz; 30db min @ f_{01} & f_{02} ; 50(kHz)min@ f_{01} 30dB Att BW
- XT4.60MW Cener Frequency f_{01} :4.500MHz; Cener Frequency f_{02} :6.000MHz; 30db min @ f_{01} & f_{02} ; 50(kHz)min@ f_{01} 30dB Att BW
- XT5.57MW Cener Frequency f_{01} :5.500MHz; Cener Frequency f_{02} :5.742MHz; 30db min @ f_{01} & f_{02} ; 50(kHz)min@ f_{01} 30dB Att BW
- XT5.60MW Cener Frequency f_{01} :5.500MHz; Cener Frequency f_{02} :6.000MHz; 30db min @ f_{01} & f_{02} ; 50(kHz)min@ f_{01} 30dB Att BW
- XT5.65MW Cener Frequency f_{01} :5.500MHz; Cener Frequency f_{02} :6.500MHz; 30db min @ f_{01} & f_{02} ; 50(kHz)min@ f_{01} 30dB Att BW
- XT6.65MW Cener Frequency f_{01} :6.000MHz; Cener Frequency f_{02} :6.500MHz; 30db min @ f_{01} & f_{02} ; 70(kHz)min@ f_{01} 30dB Att BW

Trap filter is a ceramic filter passes only particular frequency. To the contrary, Band Eliminate Filter (B. E. F.) which blocks or attenuates particular frequency is called trap.

Sound trap for TV set is one of the famous examples of B. E. F. In TV set, video signal is used in picture amplitude circuit after video signal detection block, ceramic resonator is inserting here and trap circuit is formed in order to eliminate sound signal involved in video signal.

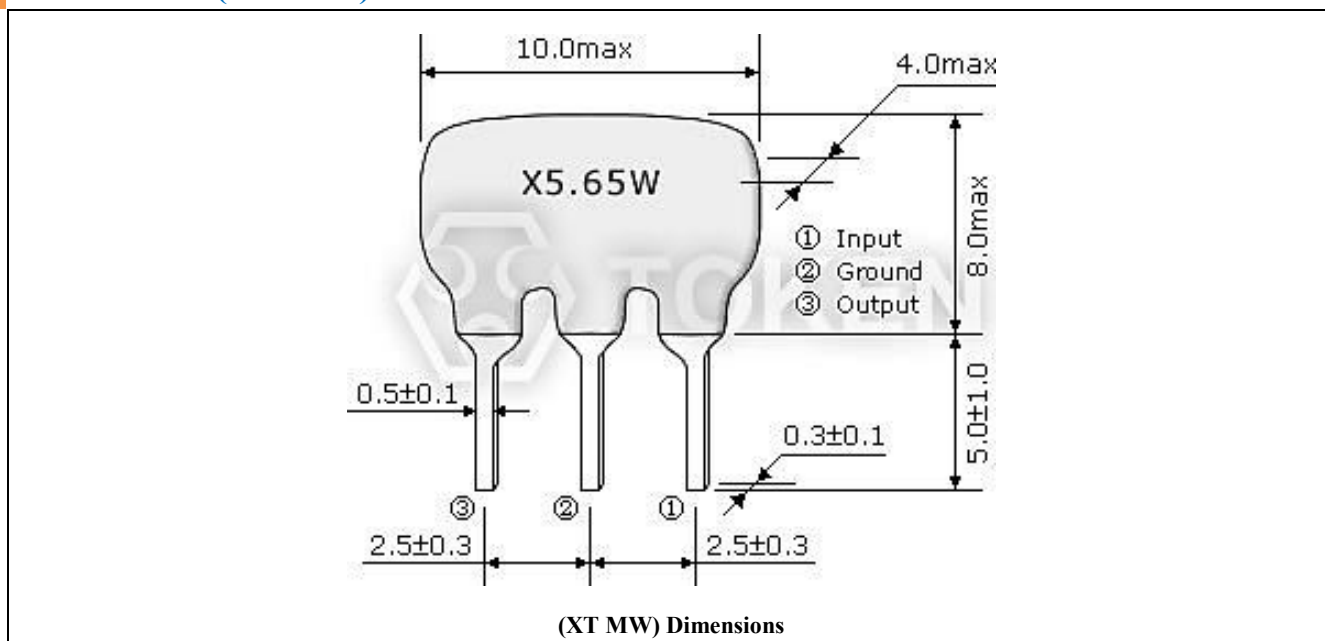
Token Double Trap Filter (XT MW) Series consist of 2 wafers with 2 trap frequencies. Recommended for Multi standard set. Features with good performance of attenuation and space saving with 3-terminal type. The characteristic of a three-terminal ceramic trap equals two two-terminal ceramic traps. Three-terminal ceramic trap has a monolith structure formed from 2 ceramic resonators.

Full line products meet RoHS compliant. Token will also produce devices outside these specifications to meet specific customer requirements, contact us with your specific needs. For more information, please link to Token official website "[Ceramic Trap Filters](http://www.token.com.tw)".



Dimensions

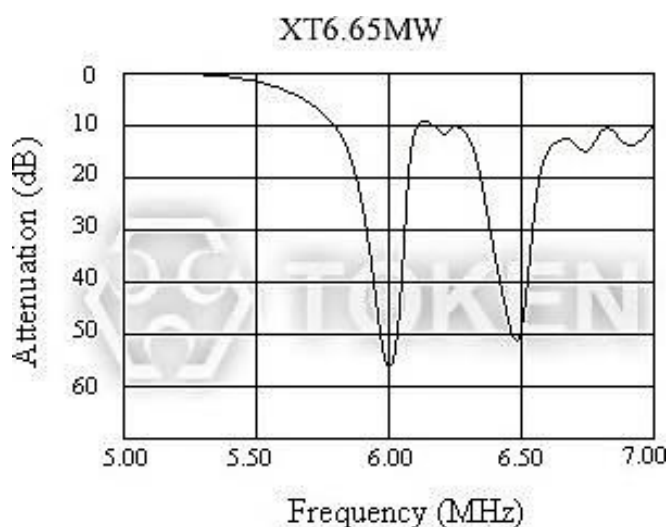
Dimensions (XT MW)



Characteristics

Characteristics (XT MW)

Part Number	Center Frequency (fo1)(MHz)	Center Frequency (fo2)(MHz)	Attenuation (at fo1) (dB)min	Attenuation (at fo2) (dB)min	30dB Attenuation BW (fo1)(kHz)min
XT4.47MW	4.500	4.724	30	30	50
XT4.60MW	4.500	6.000	30	30	50
XT5.57MW	5.500	5.742	30	30	50
XT5.60MW	5.500	6.000	30	30	50
XT5.65MW	5.500	6.500	30	30	50
XT6.65MW	6.000	6.500	30	30	70

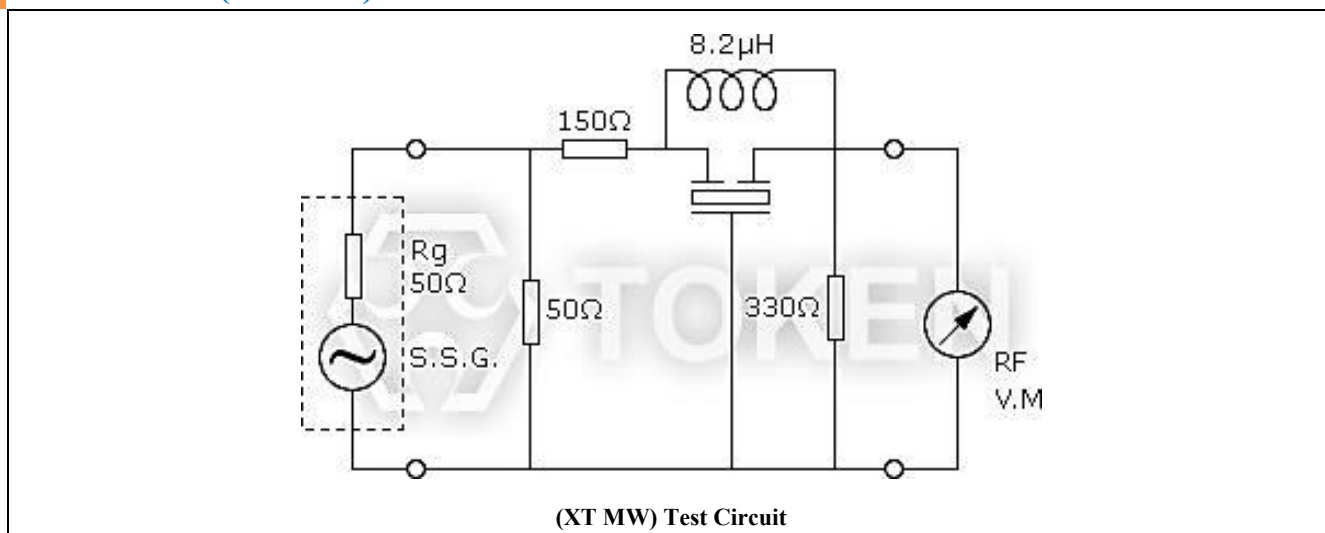


(XT MW) Characteristics

- The level at 1MHz shall be made for a reference (0dB).

Test Circuit

Test Circuit (XT MW)



Order Codes

Order Codes (XT MW)

XT4.47MW	P
Part Number	Package

General Information

Advantage of Token Piezoelectric Trap Filters

Token Electronics had been able to develop specialized piezo materials which when combined with an advance design have resulted in a complete line of practical, inexpensive piezo devices for entertainment and communications applications.

Token reliably deliver high-quality components according to the each customer special needs with respect to performance, costs, and technology modifications.

For marketing discontinuations or sourcing activities concerning Piezoelectric “Trap” products, you are encouraged to contact our Sales Department so the request can be properly directed within Token.