



WJA1515

+5V Active-Bias InGaP HBT Gain Block

Product Features

- 50 – 1000 MHz
- 15 dB Gain
- +19 dBm P1dB
- +38 dBm OIP3
- +5V Single Voltage Supply
- Internal Active Bias Supply
- Internally matched to 50 Ω
- Lead-free / RoHS-compliant / Green SOT-89 package

Applications

- IF Amplifier
- Repeaters, BTS Transceivers
- VHF/UHF
- Wireless Infrastructure
- General Purpose

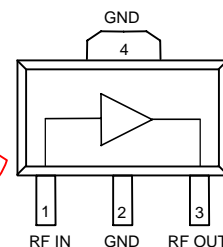
Product Description

The WJA1515 is a high performance amplifier that offers high linearity in a low-cost surface-mount package. At 200 MHz, the WJA1515 typically provides 15 dB gain, +38 dBm OIP3, and +19 dBm P1dB. The device is housed in a lead-free/green/RoHS-compliant SOT-89 industry-standard SMT package using a NiPdAu plating to eliminate the possibility of tin whiskering.

The WJA1515 consists of Darlington pair amplifiers using a high reliability InGaP/GaAs HBT process technology. The MMIC amplifier is internally matched to 50 Ω and only requires DC-blocking capacitors and an inductive RF choke for operation. Biased directly from a 5V supply, an internal active bias network enables stable operation over temperature, eliminating the need for the typical dropping bias resistor.

The amplifier is targeted for high performance IF applications in existing and next generation wireless technologies. In addition, the WJA1515 will work for various other applications within the 50 to 1000 MHz frequency range.

Functional Diagram



Function	Pin No.
Input	1
Output/Bias	3
Ground	2, 4

Target Specifications

Parameter	Units	Min	Typ	Max
Operational Bandwidth	MHz	50		1000
Test Frequency	MHz		200	
Gain	dB		14.7	
Input Return Loss	dB		13	
Output Return Loss	dB		17	
Output P1dB	dBm		+19	
Output IP3 ⁽²⁾	dBm		+37.8	
Noise Figure	dB		4.6	
Device Voltage	V		5	
Device Current	mA		65	

1. Test conditions: 25 °C, Supply Voltage = +5 V, 50 Ω System.

2. 3OIP measured with two tones at an output power of 0 dBm/tones separated by 1 MHz. The suppression on the largest IM3 product is used to calculate the 3OIP using a 2:1 rule.

Target Performance

Parameter	Units	Typical			
Frequency	MHz	50	100	200	500
S21	dB	15.4	14.9	14.7	14.4
S11	dB	-12	-13	-13	-12
S22	dB	-14	-16	-17	-14
Output P1dB	dBm	+19	+19	+19	+19
Output IP3 ⁽²⁾	dBm	+39	+39	+37.8	+37.8
Noise Figure	dB	4.5	4.5	4.6	4.6

Absolute Maximum Rating

Parameter	Rating
Operating Case Temperature	-40 to +85 °C
Storage Temperature	-55 to +150 °C

Operation of this device above any of these parameters may cause permanent damage.

Ordering Information

Part No.	Description
WJA1515	+5V Active Bias InGaP HBT Gain Block (lead-free/green/RoHS-compliant SOT-89 Package)
WJA1515-PCB	50 – 1000 MHz Fully Assembled Eval. Board

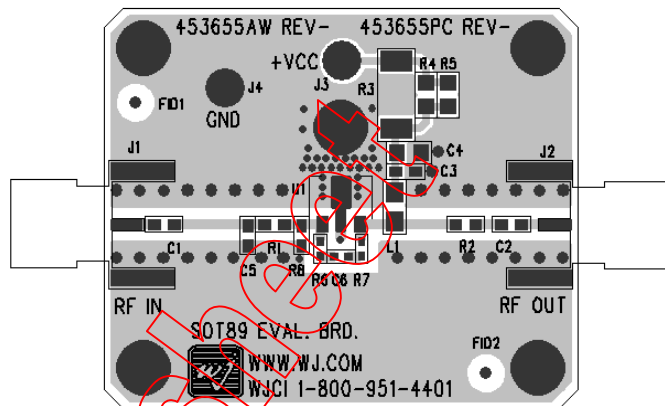
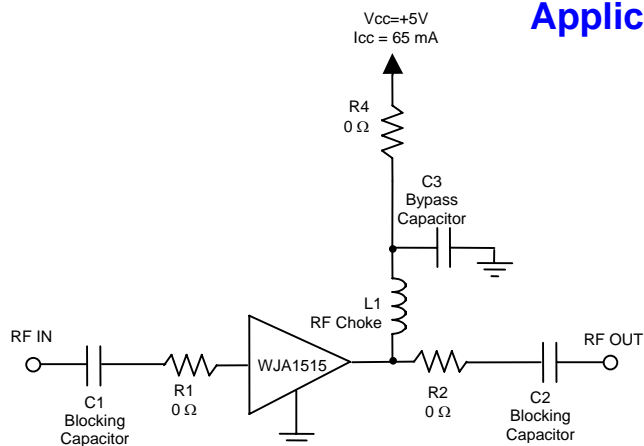
Specifications and information are subject to change without notice



WJA1515

+5V Active-Bias InGaP HBT Gain Block

Application Circuit



Recommended Component Values⁽¹⁾

Ref. Name	Value / Type	Size
L1	470 nH wire wound inductor	1008
C1, C2	1000 pF chip capacitor	0603
C3	0.018 μF chip capacitor	0603
R1, R2, R4	0 Ω ⁽²⁾	0603
C4, C5, C6, R3, R5, R6, R7, R8	Do Not Place ⁽²⁾	

1. The listed values are contained on the evaluation board to achieve optimal broadband performance
2. Place holders for the 0Ω resistors and "Do Not Place" references are not needed for final design.

