

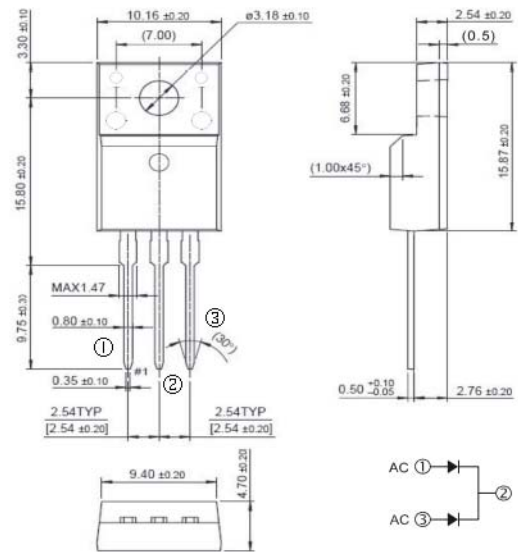
Features

- ◆ Low Power loss,high efficiency
- ◆ Fast switching,high frequency
- ◆ High current capability
- ◆ Lead-Free, RoHS Compliant

Application

- ◆ Low Voltage High Frequency Invers Circuit
- ◆ Low Voltage Continued Circuit and Protection Circuit
- ◆ Low Voltage,High Frequency Switching Power Supply

TO-220F Package Outline



MAXIMUM RATINGS AND ELECTRICAL CHARACTERISTICS

Ratings at 25°C ambient Temperature unless otherwise specified.Single phase,half wave,60Hz,resistive or inductive load.For capacitive load.derate current by 20%.

SYMBOL	PARAMETER	Value	UNITS
VRRM	Maximum Recrrent Peak Reverse Votlage	100	V
VDC	Maximum DC Breakdown Voltage	100	V
IF(AV)	Maximum An Voltage	10	A
IFSM	Peak Forward Surge Current: single half sine-wace superimposed on rated load(JEDEC method)	150	A
VF	Maximum Forward Voltage	0.8	A
IR	Maximum DC Reserve Current	0.05	mA
RθJC	Typical Thermal Resistance	150	°C
Tj,TSTG	Operating and Storage Junction Temperature Range	-55~175	°C

Order Information

Product	Marking*	Package	Packaging	Min Unit Quantity
VSD10100AF	Vs 10100AF LOTYWW	TO-220AB	50/Tube	1000

Typical Characteristic

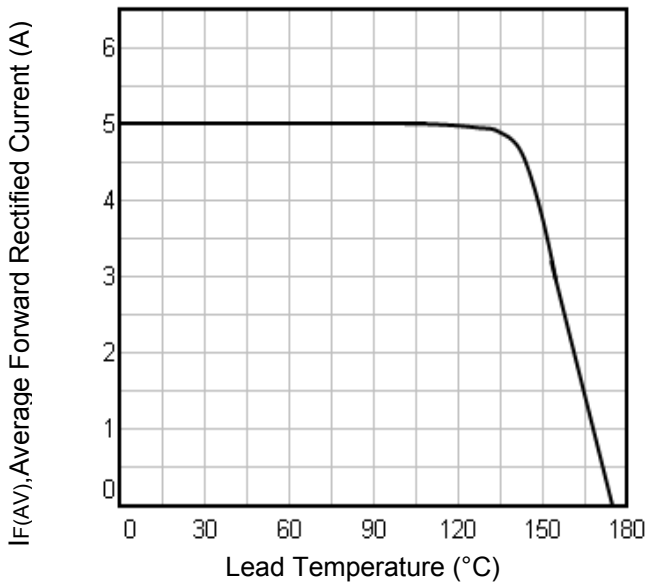


Fig1. Typical Forward Current Derating Curve

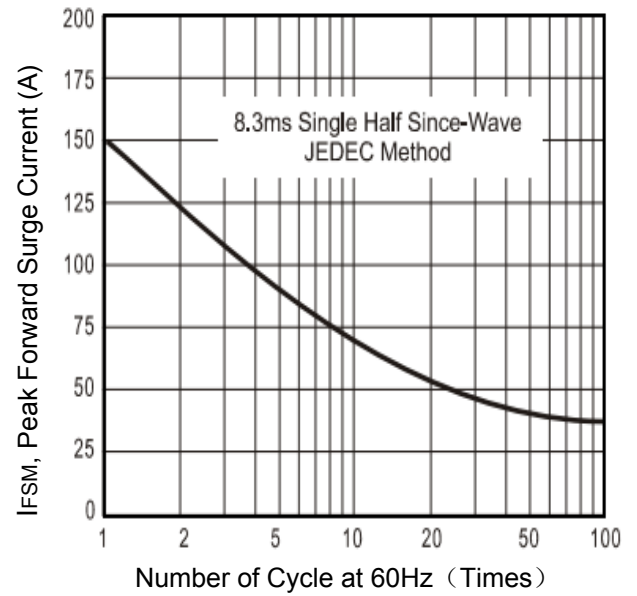


Fig2. Maximum Repetitive Surge Current

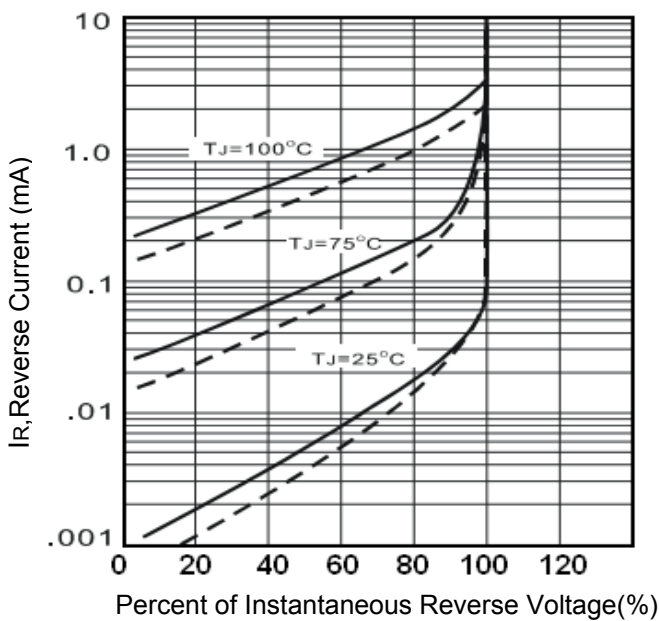


Fig3. Typical Reverse Current Characteristic

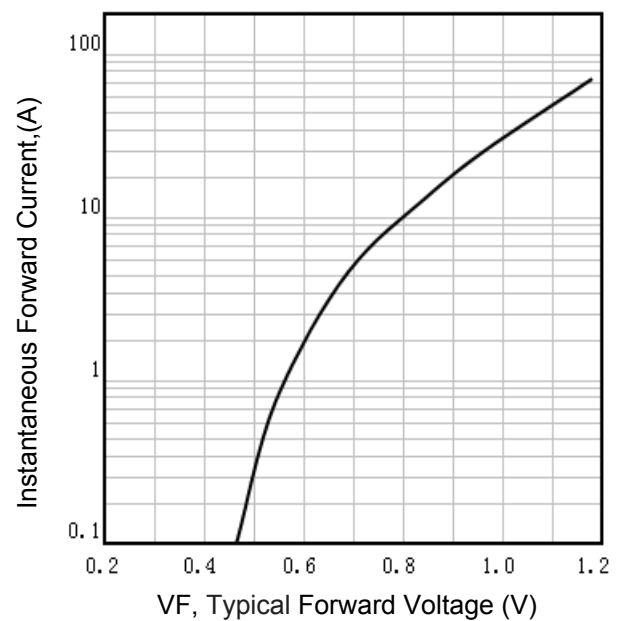


Fig4. Typical Forward Voltage Characteristic

Customer Service

Sales and Service:

Sales@vgsemi.com

Shen Zhen Vanguard Semiconductor CO., LTD

TEL: (86-755) -26902410

FAX: (86-755) -26907027

WEB: www.vgsemi.com