
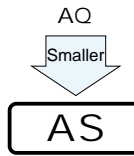


ALUMINUM ELECTROLYTIC CAPACITORS

nichicon

AS

Wide Temperature Range, Miniature Type Permissible
Abnormal Voltage
series

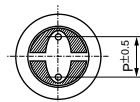
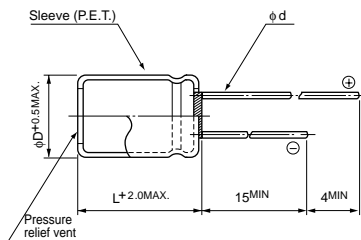


- Improved safety feature for abnormally excessive voltage.
- High ripple current product.
- Compliant to the RoHS directive (2002/95/EC).

Specifications

Item	Performance Characteristics										
Category Temperature Range	-40 to +105°C										
Rated Voltage Range	200V										
Rated Capacitance Range	33 to 330μF										
Capacitance Tolerance	±20% at 120Hz, 20°C										
Leakage Current	After 1 minute's application of rated voltage, leakage current is 0.04CV+100 (μA) or less.										
Tangent of loss angle (tan δ)	<table><tr><td>Rated voltage (V)</td><td>200</td></tr><tr><td>tan δ (MAX.)</td><td>0.15</td></tr></table>	Rated voltage (V)	200	tan δ (MAX.)	0.15	Measurement frequency:120Hz, Temperature:20°C					
Rated voltage (V)	200										
tan δ (MAX.)	0.15										
Stability at Low Temperature	<table><tr><td colspan="2">Rated voltage (V)</td><td>200</td></tr><tr><td rowspan="2">Impedance ratio ZT / Z20 (MAX.)</td><td>Z-25°C / Z+20°C</td><td>3</td></tr><tr><td>Z-40°C / Z+20°C</td><td>6</td></tr></table>	Rated voltage (V)		200	Impedance ratio ZT / Z20 (MAX.)	Z-25°C / Z+20°C	3	Z-40°C / Z+20°C	6	Measurement frequency : 120Hz	
Rated voltage (V)		200									
Impedance ratio ZT / Z20 (MAX.)	Z-25°C / Z+20°C	3									
	Z-40°C / Z+20°C	6									
Endurance	The specifications listed at right shall be met when the capacitors are restored to 20°C after D.C. bias plus rated ripple current is applied for 2000 hours at 105°C, the peak voltage shall not exceed the rated voltage.		<table><tr><td>Capacitance change</td><td>Within ±20% of the initial capacitance value</td></tr><tr><td>tan δ</td><td>200% or less than the initial specified value</td></tr><tr><td>Leakage current</td><td>Less than or equal to the initial specified value</td></tr></table>	Capacitance change	Within ±20% of the initial capacitance value	tan δ	200% or less than the initial specified value	Leakage current	Less than or equal to the initial specified value		
Capacitance change	Within ±20% of the initial capacitance value										
tan δ	200% or less than the initial specified value										
Leakage current	Less than or equal to the initial specified value										
Shelf Life	After leaving capacitors under no load at 105°C for 1000 hours they shall meet the specified values for the endurance characteristics listed above.										
Safety Performance	The pressure relief vent will operate in normal conditions, with no dangerous conditons such as flames, ignitions or dispersion of pieces of the capacitor and / or case.										
	voltage (V)	Test conditions									
		Limited DC current	Test Voltage								
	200	4A (5A : 330μF)	300VDC and 375VDC								
Marking	Printed with white color letter on dark brown sleeve.										

Radial Lead Type

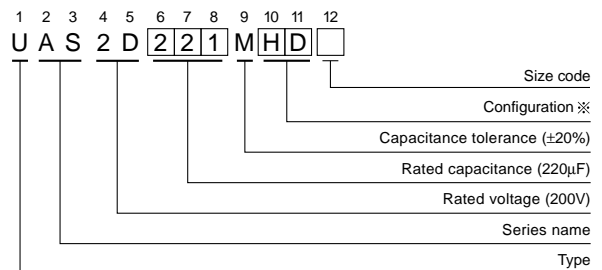


	10	12.5	16	18
φD	10	12.5	16	18
P	5.0	5.0	7.5	7.5
φd	0.6	0.6 ^(*)	0.8	0.8

※ In case L>25 for φ12.5 (D) case sizes, lead diameter φ0.8 (d) will be applied.

- Please refer to page 20 about the end seal configuration.

Type numbering system (Example : 200V 220µF)



※ Configuration

φ D	Pb-free leadwire Pb-free PET sleeve
10	PD
12.5 to 18	HD

Dimensions

Cap.(μF) Code		V		200 (2D)							
		φD		φ10		φ12.5		φ16		φ18	
33	330	10 × 20	160							Case size φD × L (mm)	Rated ripple
47	470	10 × 25	195	▲12.5 × 20	195						
56	560			12.5 × 20	210						
68	680			12.5 × 25	320						
82	820			12.5 × 25	360						
100	101			12.5 × 31.5	430	▲16 × 20	430				
150	151					16 × 25	460	▲18 × 20		460	
180	181					16 × 31.5	600	▲18 × 25		600	
220	221							18 × 31.5		710	
270	271							18 × 35.5		890	
330	331							18 × 40		910	

Rated ripple current (mA rms) at 105°C 120Hz

▲: In this case, [6] will be put at 12th digit of type numbering system.

Frequency coefficient of rated ripple current

Frequency	50, 60Hz	120Hz	300Hz	1kHz	10kHz or more
Coefficient	0.80	1.00	1.25	1.40	1.60

Please refer to page 20, 21, 22 about the formed or taped product spec.

Please refer to page 4 for the minimum order quantity.

CAT.8100Z