

TOSHIBA

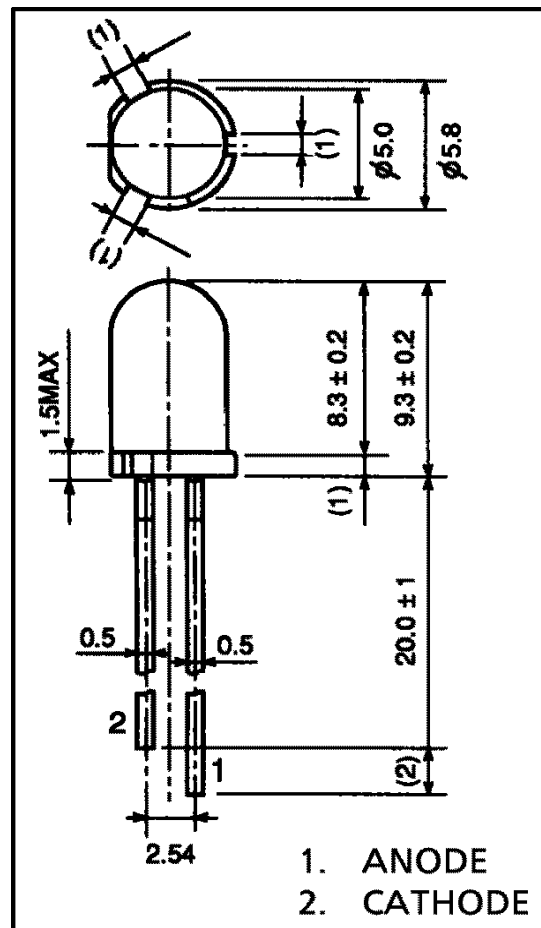
Toshiba TLxH157 Series LEDs

Features

5mm Package
InGaAlP Technology
All Plastic Mold Type
Water Clear Lens
Fast Response Time, Capable of Pulse Operation
High Power Luminous Intensity

Applications

Outdoor Message Signboard
Safety equipment
Automotive



Series Line-Up

Part Number	Color	Material
TLOH157P	Ultra Bright Orange	InGaAlP
TLRH157P	Ultra Bright Red	InGaAlP
TLRMH157P	Ultra Red	InGaAlP
TLSH157P	Ultra Bright High Efficiency Red	InGaAlP
TLYH157P	Ultra Bright Yellow	InGaAlP

Maximum Ratings (Ta=25°C)

Part Number	Forward Current I _F	Reverse Voltage V _R	Power Dissipation P _D	Operating Temperature T _{opr}	Storage Temperature T _{stg}
TLOH157P	50	4	125.00	-30 ~ 85	-40 ~ 120
TLRH157P	50	4	125.00	-30 ~ 85	-40 ~ 120
TLRMH157P	50	4	125.00	-40 ~ 100	-40 ~ 120
TLSH157P	50	4	125.00	-30 ~ 85	-40 ~ 120
TLYH157P	50	4	125.00	-30 ~ 85	-40 ~ 120
Unit	mA	V	mW	°C	°C

Company Headquarters

120 Broadway
Menands, New York 12204
Toll Free: 800.984.5337
Fax: 518.432.7454



Web: www.marktechopto.com | Email: info@marktechopto.com

West Coast Sales Office

950 South Coast Drive, Suite 265
Costa Mesa, California 92626
Toll Free: 800.984.5337
Fax: 714.850.9314

Electrical and Optical Characteristics (Ta=25°C)

Part Number	PWL nm λ_P	Material	View Angle $2\theta_{1/2}$	Luminous Intensity I_v				Forward Voltage V_F				Rev Current I_R	
				min.	typ.	max.	IF@	min.	typ.	max.	IF@	max.	VR@
TLOH157P	612	InGaAlP	22°	850.00	2800.00	–	20mA	–	2.10	2.50	20mA	50	4V
TLRH157P	644	InGaAlP	22°	476.00	1700.00	–	20mA	–	1.90	2.50	20mA	50	4V
TLRMH157P	636	InGaAlP	22°	850.00	2240.00	–	20mA	–	2.05	2.50	20mA	50	4V
TLSH157P	623	InGaAlP	22°	850.00	2700.00	–	20mA	–	2.10	2.50	20mA	50	4V
TLYH157P	590	InGaAlP	22°	850.00	2500.00	–	20mA	–	2.10	2.50	20mA	50	4V
–	nm	–	deg	mcd				V				μA	–

Precautions

- Soldering temperature: 260°C max, soldering time: 3 s max (soldering portion of lead: up to 2 mm from the body of the device).
- If the lead is formed, the lead should be formed up to 5 mm from the body of the device without forming stress to the resin. Soldering should be performed after lead forming.
- This visible LED lamp also emits some IR light. If a photodetector is located near the LED lamp, please ensure that it will not be affected by this IR light.

NOTICE:

- TOSHIBA is continually working to improve the quality and reliability of its products. Nevertheless, semiconductor devices in general can malfunction or fail due to their inherent electrical sensitivity and vulnerability to physical stress. It is the responsibility of the buyer, when utilizing TOSHIBA products, to comply with the standards of safety in making a safe design for the entire system, and to avoid situations in which a malfunction or failure of such TOSHIBA products could cause loss of human life, bodily injury or damage to property.
- In developing your designs, please ensure that TOSHIBA products are used within specified operating ranges as set forth in the most recent TOSHIBA products specifications. Also, please keep in mind the precautions and conditions set forth in the "Handling Guide for Semiconductor Devices," or "TOSHIBA Semiconductor Reliability Handbook" etc..
- The TOSHIBA products listed in this document are intended for usage in general electronics applications (computer, personal equipment, office equipment, measuring equipment, industrial robotics, domestic appliances, etc.). These TOSHIBA products are neither intended nor warranted for usage in equipment that requires extraordinarily high quality and/or reliability or a malfunction or failure of which may cause loss of human life or bodily injury ("Unintended Usage"). Unintended Usage include atomic energy control instruments, airplane or spaceship instruments, transportation instruments, traffic signal instruments, combustion control instruments, medical instruments, all types of safety devices, etc.. Unintended Usage of TOSHIBA products listed in this document shall be made at the customer's own risk.
- Gallium arsenide (GaAs) is a substance used in the products described in this document. GaAs dust and fumes are toxic. Do not break, cut or pulverize the product, or use chemicals to dissolve them. When disposing of the products, follow the appropriate regulations. Do not dispose of the products with other industrial waste or with domestic garbage.
- The information contained herein is presented only as a guide for the applications of our products. No responsibility is assumed by TOSHIBA CORPORATION for any infringements of intellectual property or other rights of the third parties which may result from its use. No license is granted by implication or otherwise under any intellectual property or other rights of TOSHIBA CORPORATION or others.
- The information contained herein is subject to change without notice.

Company Headquarters

120 Broadway
Menands, New York 12204
Toll Free: 800.984.5337
Fax: 518.432.7454

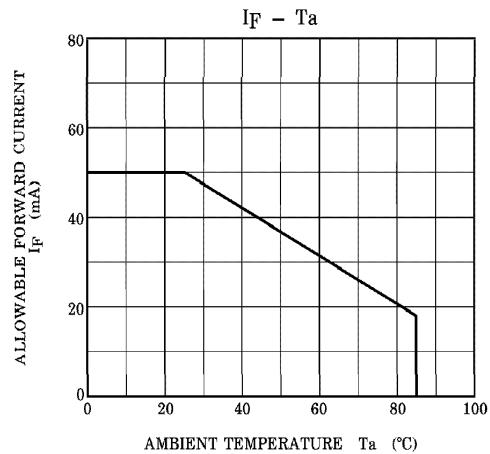
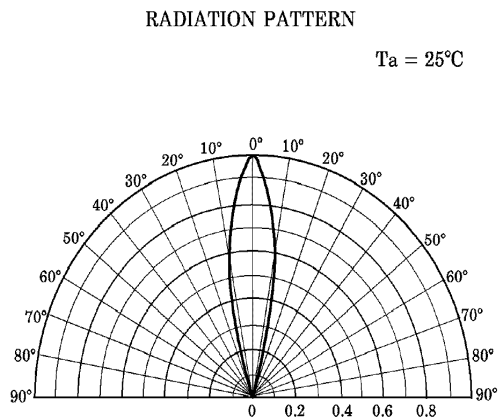
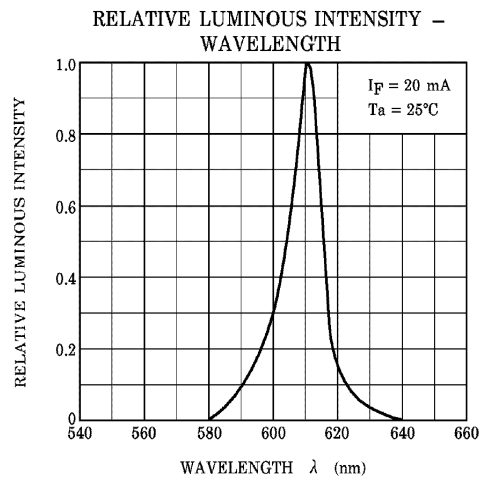
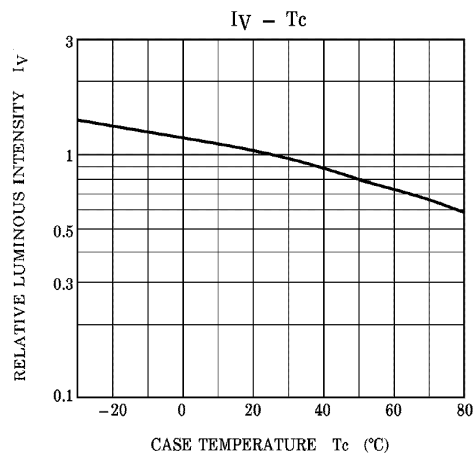
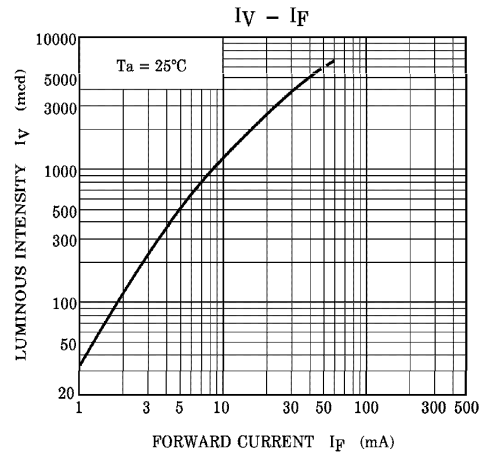
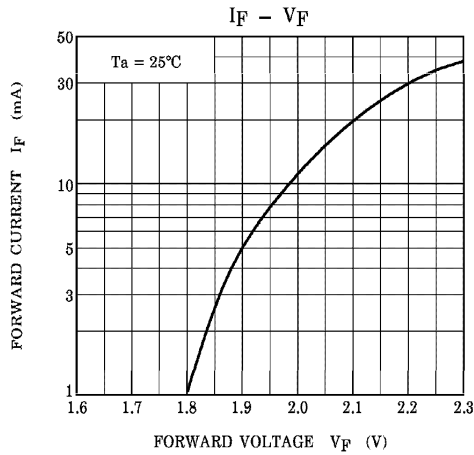


Web: www.marktechopto.com | Email: info@marktechopto.com

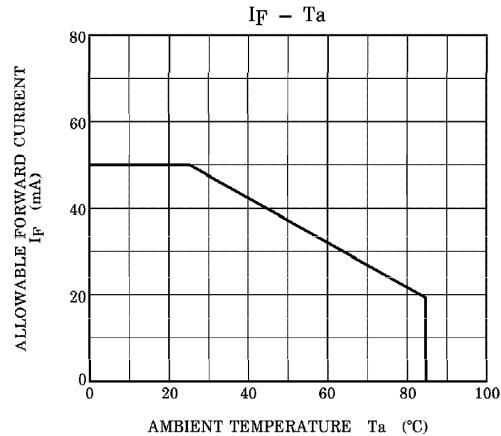
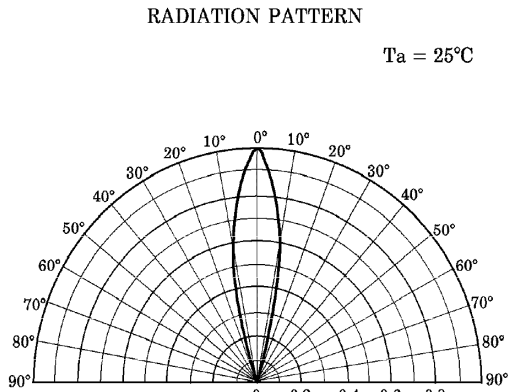
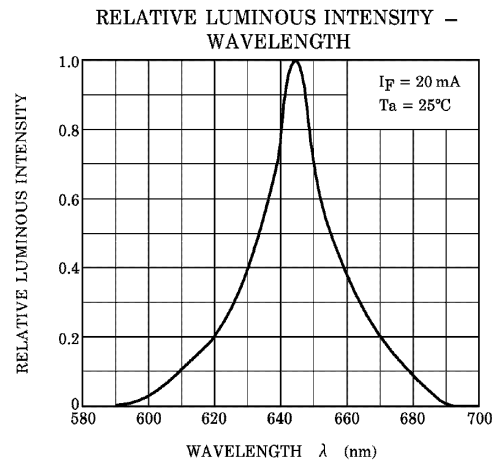
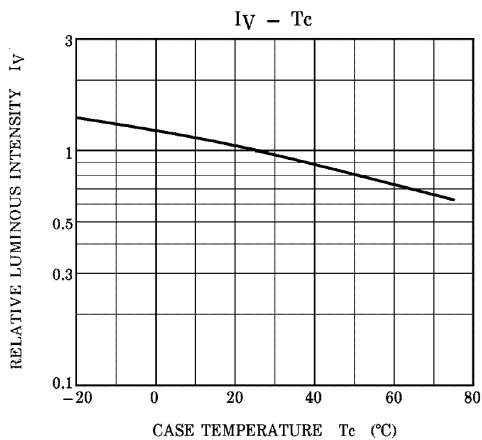
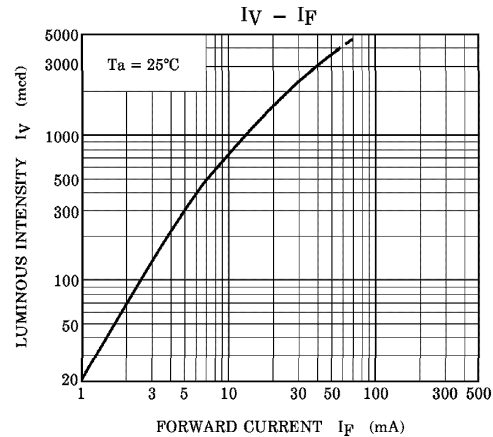
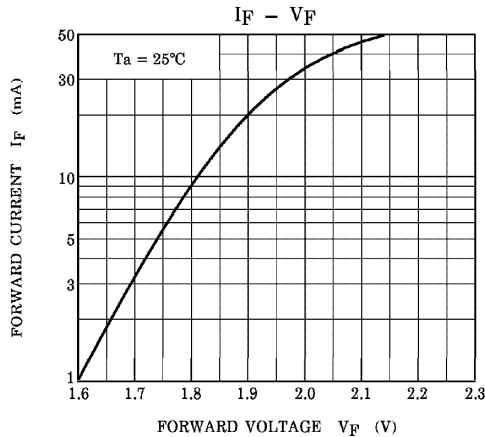
West Coast Sales Office

950 South Coast Drive, Suite 265
Costa Mesa, California 92626
Toll Free: 800.984.5337
Fax: 714.850.9314

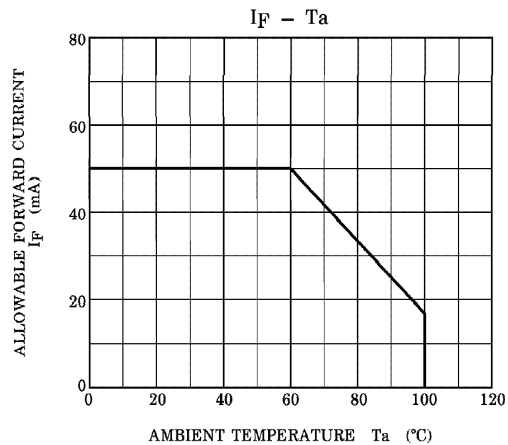
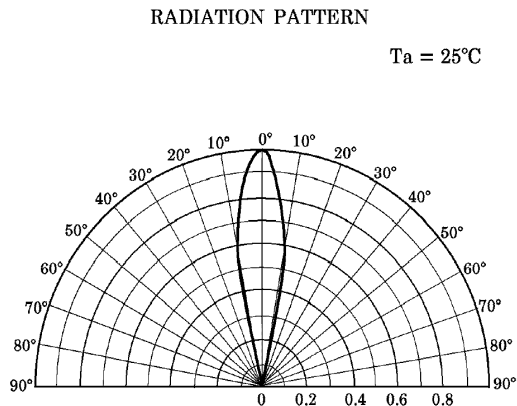
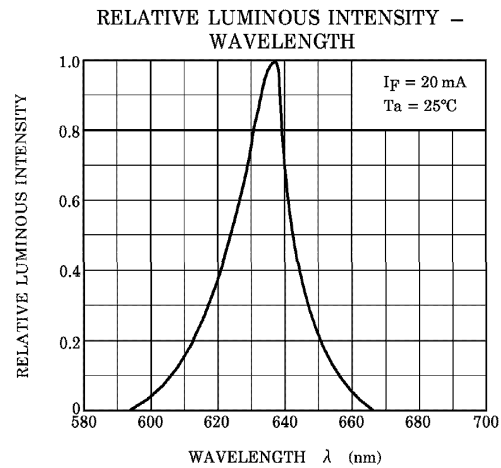
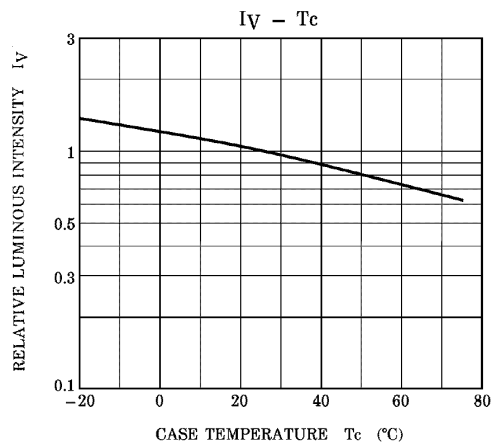
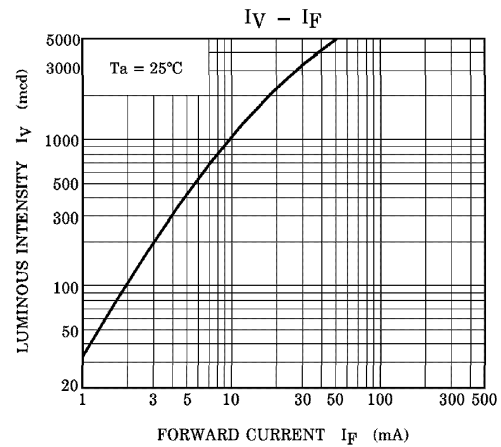
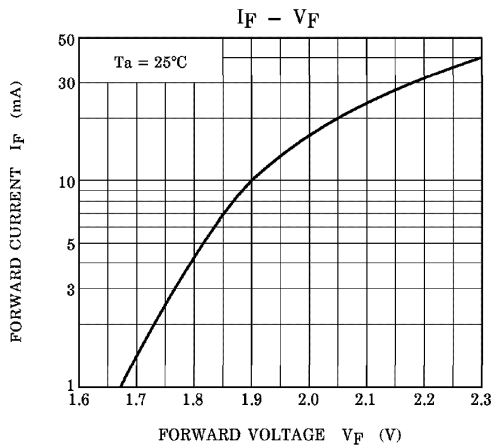
TLOH157P Graphs



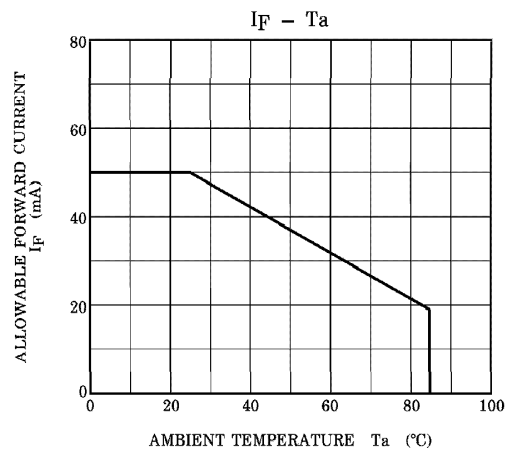
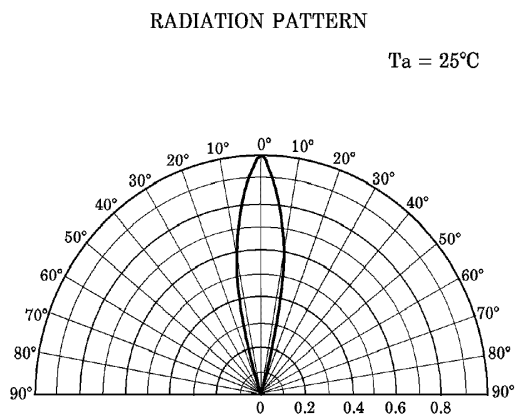
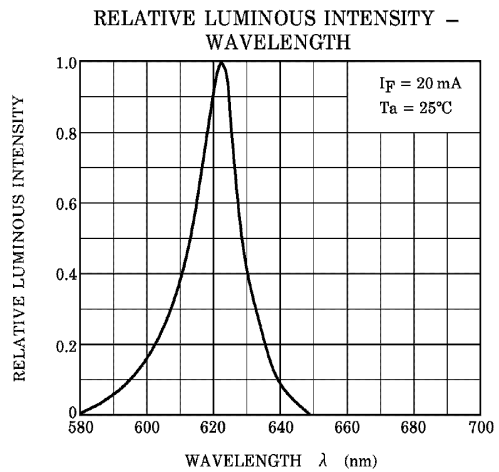
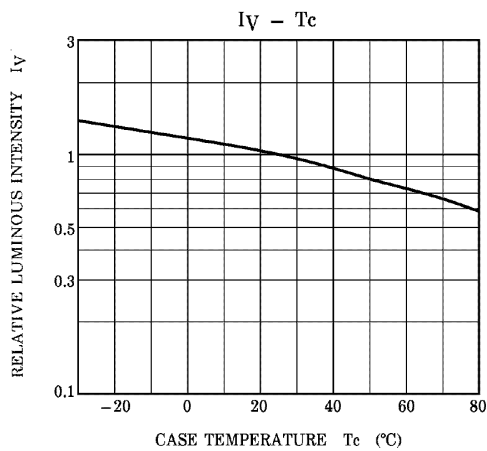
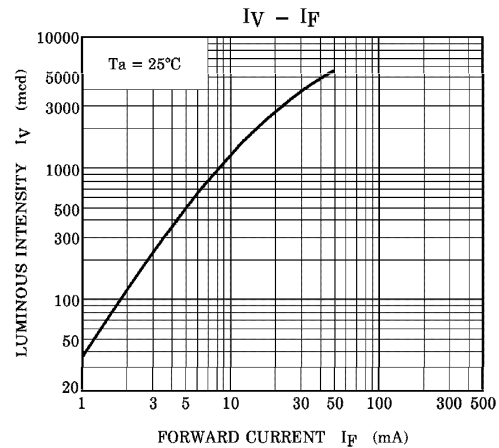
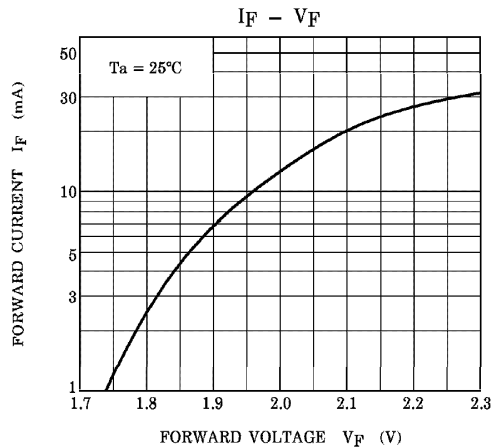
TLRH157P Graphs



TLRMH157P Graphs



TLSH157P Graphs



TLYH157P Graphs

