

Topstek True RMS Current Transducer TFC30P80A ..1500A-CL420

TFC30P 80A~1500A-CL420

Features

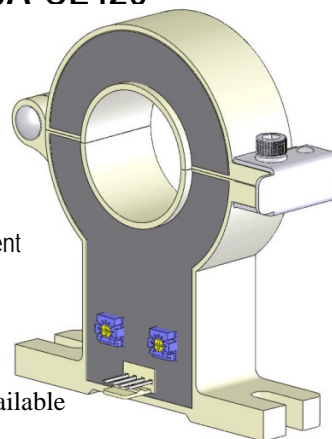
- ◆ Highly reliable Open Loop Hall Effect device
- ◆ Clamp on split core structure
- ◆ Faster response time than temperature sensing
- ◆ Excellent linearity of the output voltage over a wide input range
- ◆ VFD and SCR type waveforms current measurement
- ◆ True RMS output
- ◆ 4-20mA current loop output
- ◆ High isolation voltage between the measuring circuit and the current-carrying conductor (AC3KV)
- ◆ Flame-Retardant plastic case and silicone encapsulant, using UL classified materials, ensures protection against environmental contaminants and vibration over a wide temperature and humidity range

Applications

- ◆
- ◆ Power measurement, power panel
- ◆ True RMS AC+DC current measurement

Options

- ◆ Operating temperature range:
70°C standard and option 85°C available
- ◆ Plastic case material:
PBT+30%GF(white) standard and PC(blue) option
- ◆ Connector type: specify -E or -M. If other types of connector required, please contact factory for other possibilities.
-M: Molex 5045 type (2.54mm pitch)
-E: Euro type connector (5.08mm pitch)



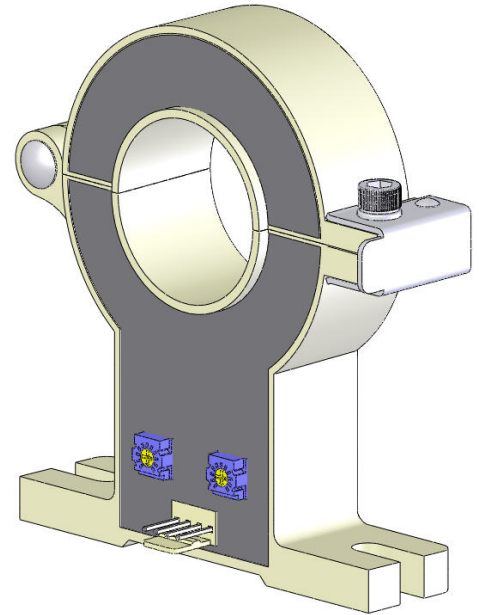
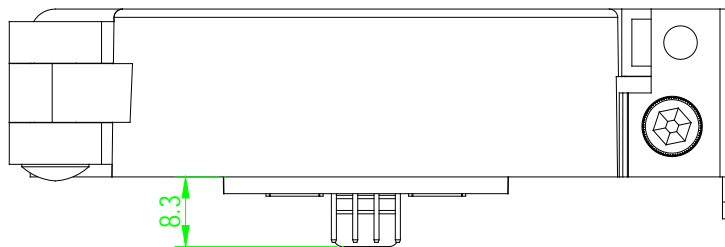
Specifications

Parameter	Symbol	Unit	80A	100A	200A	300A	400A	500A	600A	1000A	1500A
Nominal Input Current	I_{PN}	A _{RMS}	80	100	200	300	400	500	600	1000	1500
Max Primary Current Peak	I_{PMax}	A	±400	±400	±800	±1200	±1600	±2000	±2400	±3000	±3000
Current Output Protocol	I_{OUT}	mA	4-20 mA Current Loop, 4mA@ $I_P=0A$, 20mA@ $I_P=I_{PN}$								
Output Offset Current	I_{OS}	mA	+4 mA								
Over-Scale Output Current	I_{OL}	mA	<32 mA								
Load Resistance	R_L	Ω	<300 Ω								
Supply Voltage	V_{CC}	V	+20V .. +32V								
Accuracy @ I_{PN}		%	Within ±1% of I_{PN} @25°C(excluding offset)								
Linearity	ρ	%	Within ±1% of I_{PN}								
Consumption Current	I_{CC}	mA	4-20 mA (= I_{OUT})								
Response Time (90% I_{PN} Step)	T_r	μ sec	<150 msec								
Frequency bandwidth (±1dB)	f_{BW}	Hz	DC to 6kHz								
Thermal Drift of Output	-	%/°C	Within ±0.1 %/°C @ I_{PN}								
Thermal Drift of Zero Current Offset	-	μ A/°C	< ±3 μ A/°C(0-60°C), < ±6 μ A/°C(-40 .. 70°C)								
Dielectric Strength	-	V	AC3KV X 60 sec								
Isolation Resistance @ 1000 VDC	R_{IS}	M Ω	>1000 M Ω								
Operating Temperature	T_a	°C	-40°C to 70°C								
Storage Temperature	T_s	°C	-45°C to 85°C								
Mass	W	g	240 g								

Topstek True RMS Current Transducer TFC30P80A ..1500A-CL420

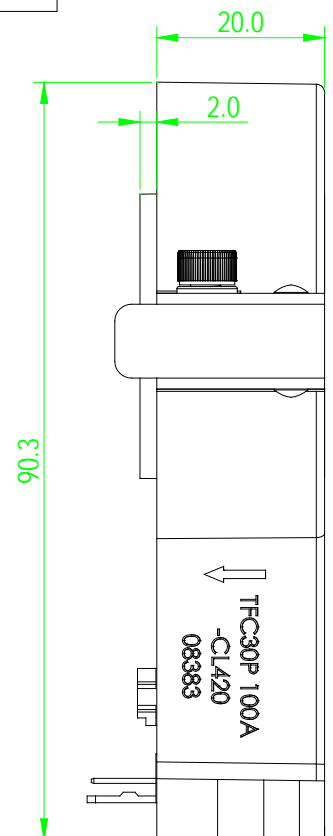
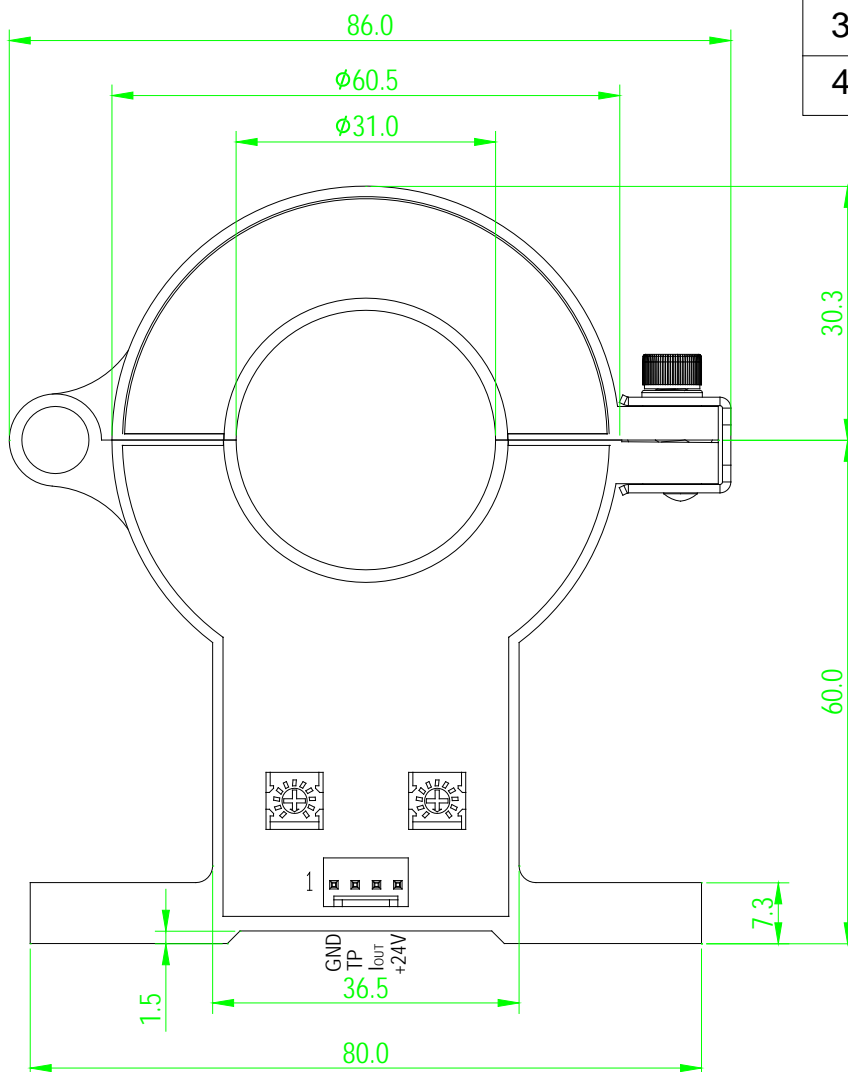
Appearance, dimensions and pin identification of TFC30P-CL420-M

All dimensions in mm ± 0.5 , holes -0 , $+0.2$ except otherwise noted.



Pin Assignment

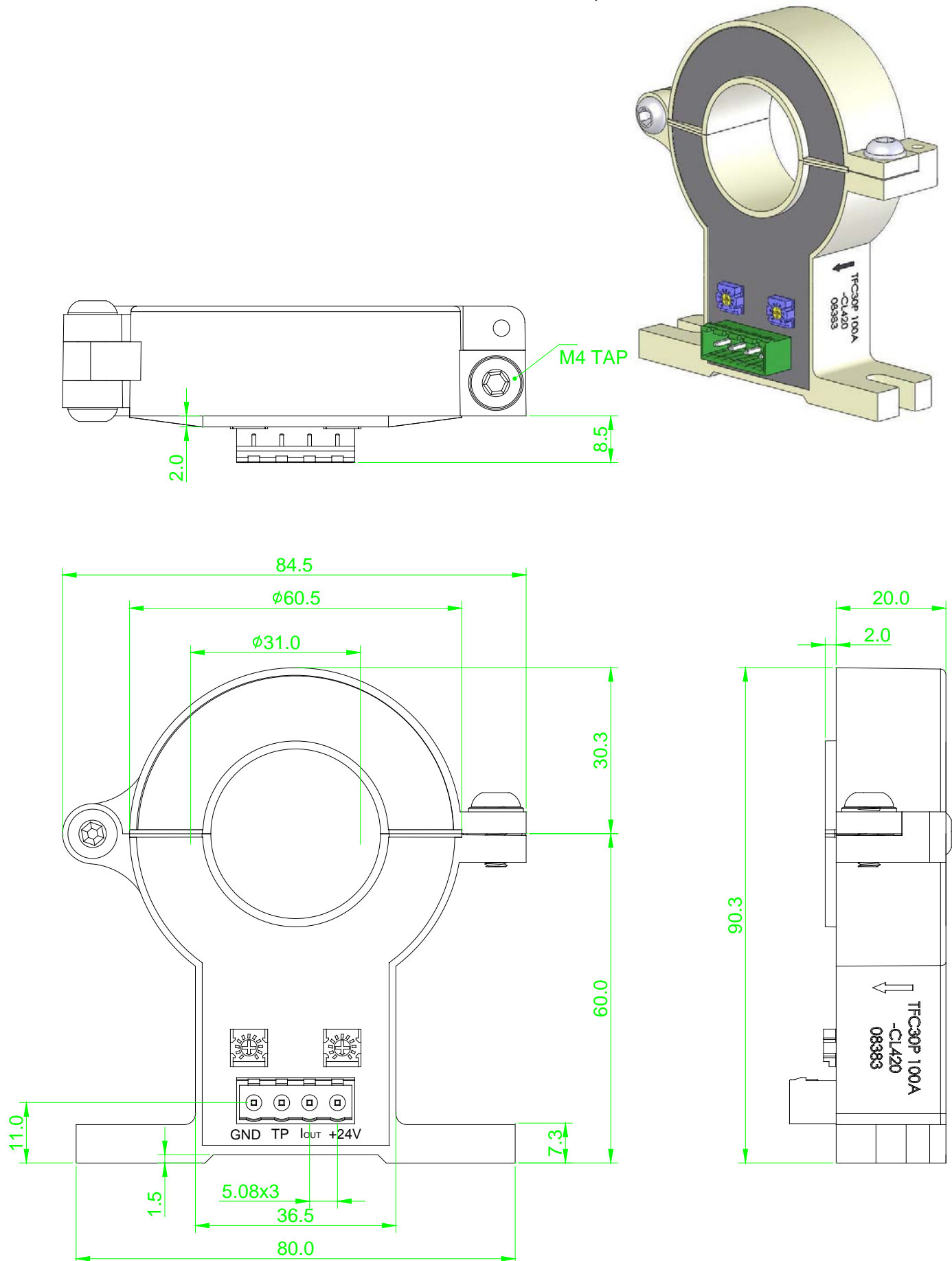
1	0V
2	TP
3	I _{OUT}
4	+24V



Topstek True RMS Current Transducer TFC30P80A ..1500A-CL420

Appearance, dimensions and pin identification of TFC30P-CL420-E

All dimensions in mm ± 0.5 , holes -0 , $+0.2$ except otherwise noted.



Topstek True RMS Current Transducer TFC30P80A ..1500A-CL420

Application Connections

TFC30P-CL420 can be used with two types of connections. In both cases, the GND pin have no internal connection, and TP Pin is for factory calibration only.

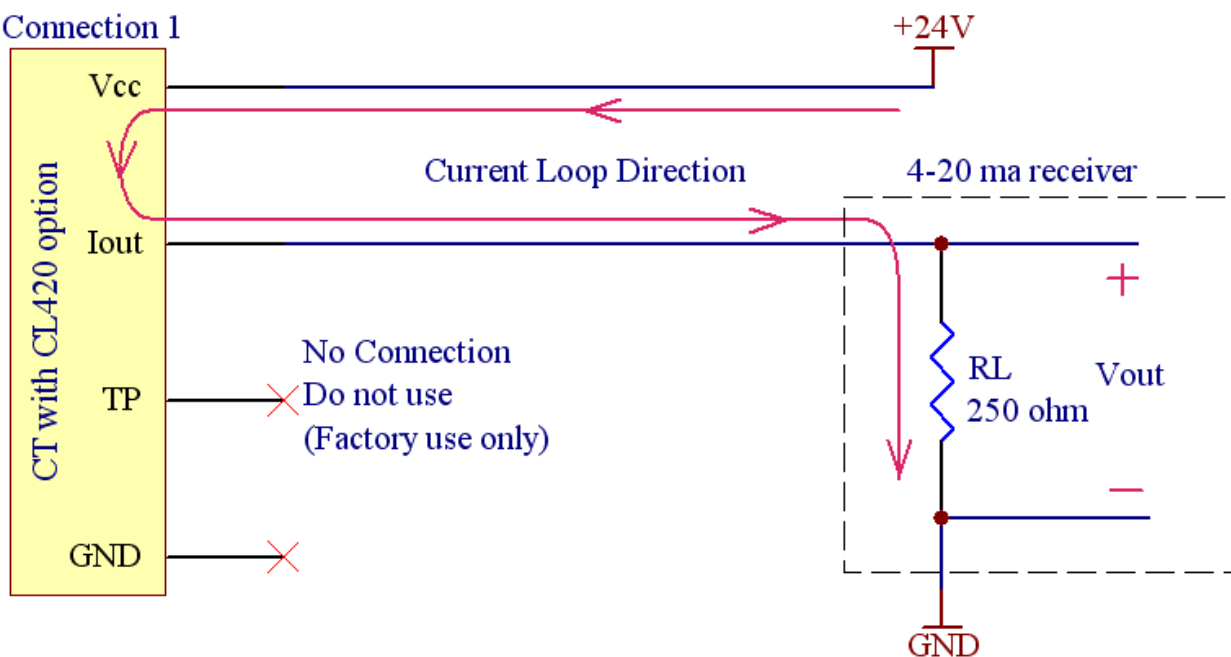
Connection 1:

The power supply is on the receiver side. Only two connector pins are used.

Connection 2:

The power supply is on the CT side. Make sure you have a proper ground connection to prevent grounding noise.

Connection 1



Connection 2

