



Topstek Current Transducer TB5A .. TB37.5A

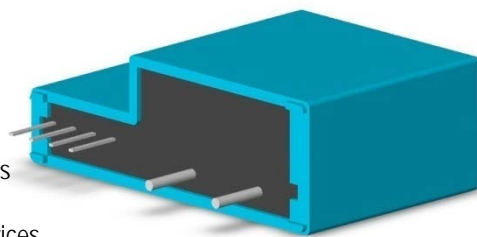
TB 5A~37.5A

Features

- ◆ Highly reliable Hall Effect device
- ◆ Compact and light weight
- ◆ Fast response time
- ◆ Excellent linearity of the output voltage over a wide input range
- ◆ Excellent frequency response (> 50 kHz)
- ◆ Low power consumption (9 mA nominal)
- ◆ Capable of measuring both DC and AC, both pulsed and mixed
- ◆ High isolation voltage between the measuring circuit and the current-carrying conductor (AC2.5KV)
- ◆ Extended operating temperature range
- ◆ Flame-Retardant plastic case and silicone encapsulate, using UL classified materials, ensures protection against environmental contaminants and vibration over a wide temperature and humidity range

Applications

- ◆ UPS systems
- ◆ Industrial robots
- ◆ NC tooling machines
- ◆ Elevator controllers
- ◆ Process control devices
- ◆ AC and DC servo systems
- ◆ Motor speed controller
- ◆ Electrical vehicle controllers
- ◆ Inverter-controlled welding machines
- ◆ General and special purpose inverters
- ◆ Power supply for laser processing machines
- ◆ Controller for traction equipment e.g. electric trains
- ◆ Other automatic control systems



Specifications

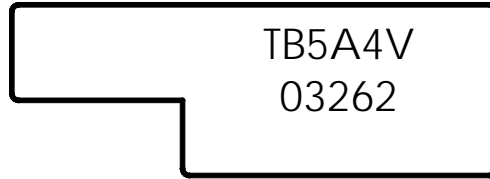

Parameter	Symbol	Unit	TB 5A 4V	TB 7.5A 4V	TB 10A 4V	TB 12.5A 4V	TB 15A 4V	TB 17.5A 4V	TB 18.5A 4V	TB 20A 4V	TB 37.5A 4V
Nominal Input Current	I_{in}	A DC	5	7.5	10	12.5	15	17.5	18.5	20	37.5
Linear Range	I_{fs}	A DC	±15	±23	±30	±38	±45	±53	±56	±60	±113
Diameter of Primary Coil	d	mm	0.7	1	1.2	1.2	1.4	1.4	1.4	1.4	1.6 x2.5
Turns of Primary Coil	T	T	6	4	3	3	2	2	2	2	1
Ampere-Turn of Primary Coil	AT	AT	30	30	30	37.5	30	35	37	40	37.5
Nominal Output Voltage	V_{hn}	V	4 V±1% at $I_f=I_{in}$ ($R_L=10k\Omega$)								
Offset Voltage	V_{os}	mV	Within ±40 mV @ $I_f=0$, $T_a=25^\circ C$								
Output Resistance	R_{OUT}	Ω	<100 Ω (50 Ω nominal)								
Hysteresis Error	V_{oh}	mV	Within ±15 mV @ $I_f=I_{in} \rightarrow 0$								
Supply Voltage	V_{CC}/V_{EE}	V	±15V ±5%								
Linearity (Within ± I_{in})	ρ	%	Within ±1% of I_{in}								
Consumption Current	I_{CC}	mA	±9 mA nominal								
Response Time (90% V_{hn})	T_r	μ sec	3 μ sec max. @ $d I_f / dt = I_{in} / \mu$ sec								
Thermal Drift of Output	-	%/ $^\circ C$	Within ±0.1 %/ $^\circ C$ @ I_{in}								
Thermal Drift of Zero Current Offset	-	mV/ $^\circ C$	Within ±1.5 mV/ $^\circ C$ @ I_{in}								
Dielectric Strength	-	V	AC2.5KV X 60 sec								
Isolation Resistance @ 1000 VDC	R_{IS}	M Ω	>1000 M Ω								
Operating Temperature	T_a	$^\circ C$	-15 $^\circ C$ to 80 $^\circ C$								
Storage Temperature	T_s	$^\circ C$	-20 $^\circ C$ to 85 $^\circ C$								
Mass	W	g	14 g								



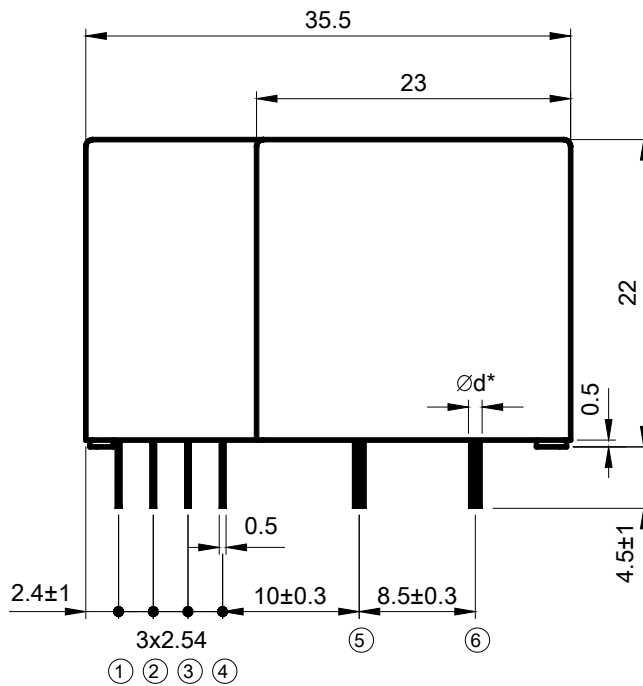


Topstek Current Transducer TB5A .. TB37.5A

Appearance, dimensions and pin identification for 5A to 30A models

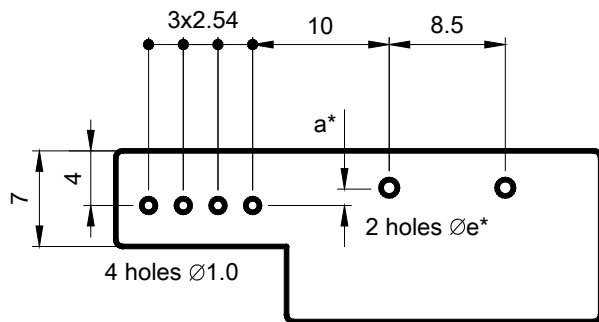
All dimensions in mm ± 0.5 , holes $-0, +0.2$ except otherwise noted



Model number and date code marking



Pin Assignment	
①	+15V
②	-15V
③	V _{OUT}
④	0V
⑤	I ₊
⑥	I ₋



5A to 30A PCB mounting hole layout

Part Number	a* (mm)	d* (mm)	e* (mm)
TB5A4V	1.2	Ø0.7	Ø1.2
TB7.5A4V	1.3	Ø1.0	Ø1.6
TB10A4V	1.4	Ø1.2	Ø1.8
TB12.5A4V	1.4	Ø1.2	Ø1.8
TB15A4V	1.5	Ø1.4	Ø2.0
TB17.5A4V	1.5	Ø1.4	Ø2.0
TB18.5A4V	1.5	Ø1.4	Ø2.0
TB20A4V	1.5	Ø1.4	Ø2.0

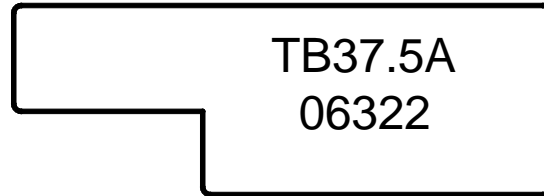




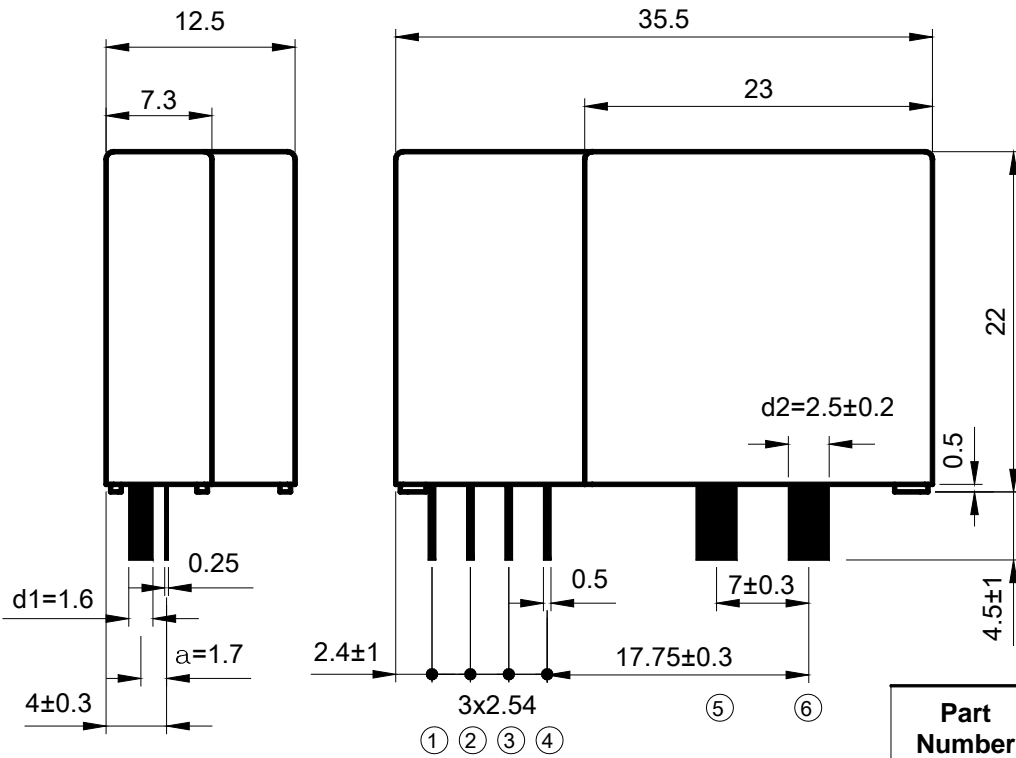


Topstek Current Transducer TB5A .. TB37.5A

Appearance, dimensions and pin identification for TB37.5A model

All dimensions in mm ± 0.5 , holes $-0, +0.2$ except otherwise noted

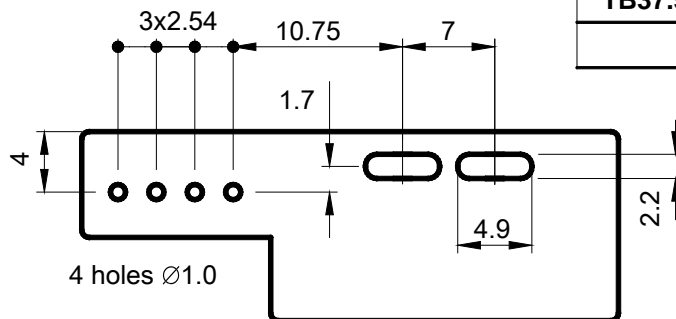


Model number and date code marking



Pin Assignment	
①	+15V
②	-15V
③	Vout
④	0V
⑤	I+
⑥	I-

Part Number	a* (mm)	d1xd2 (mm)	hole (mm)
TB37.5A	1.7	□1.6x2.5	□2.2x4.9



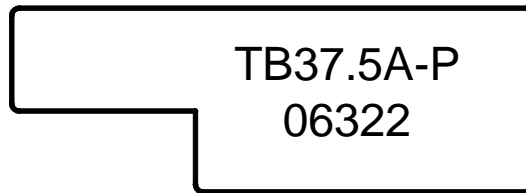
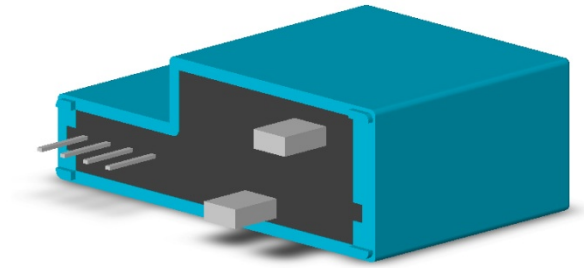
TB37.5A PCB mounting hole layout



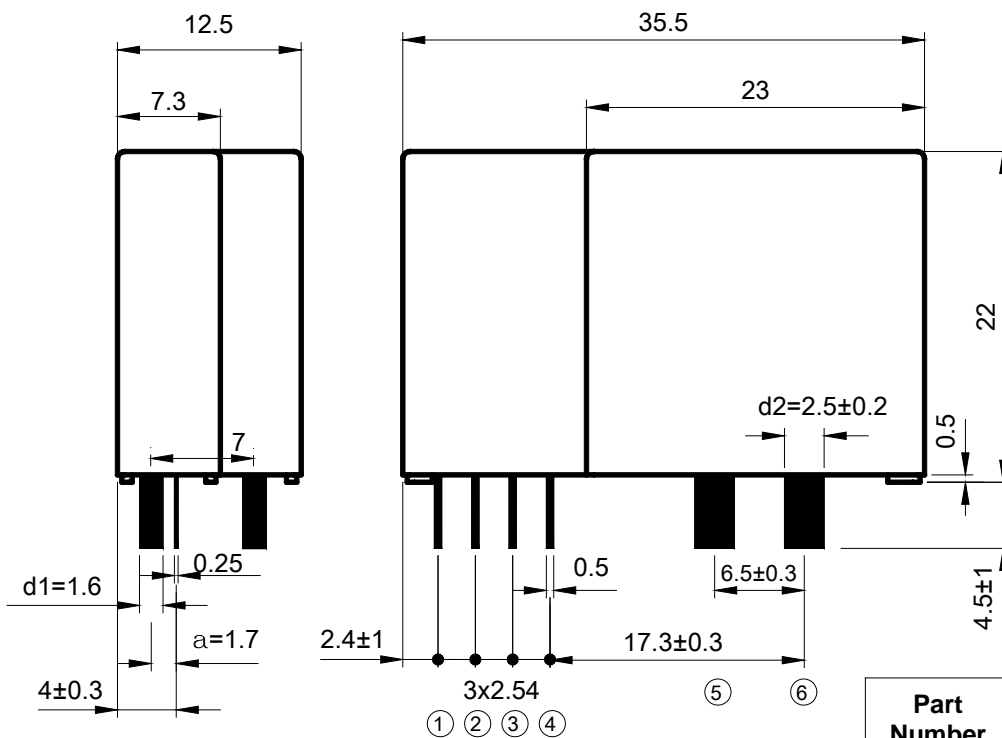
Topstek Current Transducer TB5A .. TB37.5A

Appearance, dimensions and pin identification for TB37.5A-P model

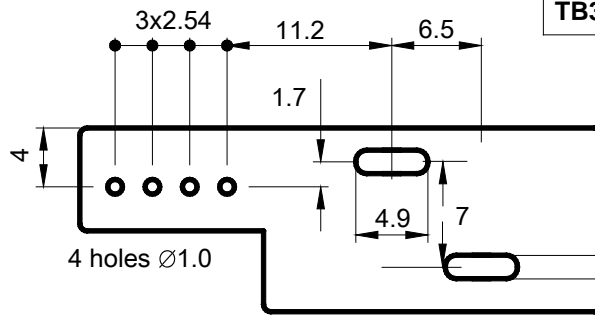
All dimensions in mm ± 0.5 , holes $-0, +0.2$ except otherwise noted



Model number and date code marking



Pin Assignment	
①	+15V
②	-15V
③	V _{OUT}
④	0V
⑤	I+
⑥	I-



TB37.5A-P PCB mounting hole layout

Part Number	a* (mm)	d1xd2 (mm)	hole (mm)
TB37.5A-P	1.7	□1.6x2.5	□2.2x4.9