

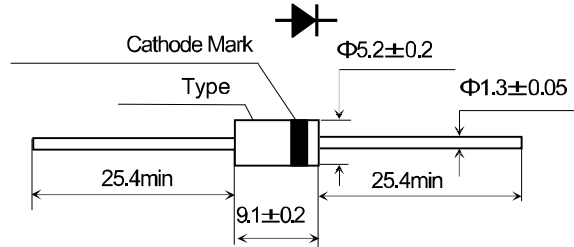
■ **Features**

- $I_{F(AV)}$  3.0A
- $V_{RRM}$  50V~1000V
- High reliability
- Halogen Free product

■ **Applications**

- General purpose rectifier applications

■ **Outline Dimensions and Mark**



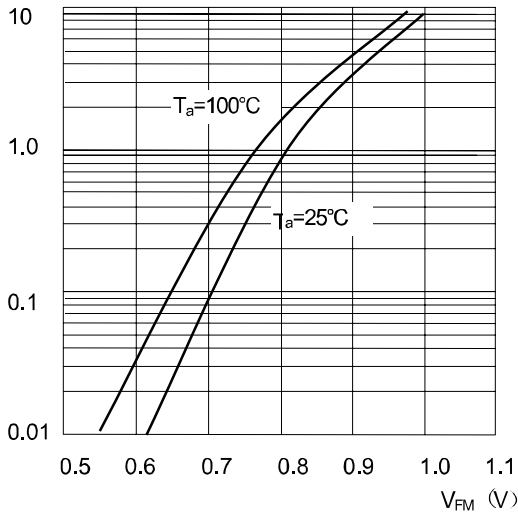
■ **Limiting Values (Absolute Maximum Rating)**

Item	Symbol	Unit	T1N								
			5400F	5401F	5402F	5403F	5404F	5405F	5406F	5407F	5408F
Repetitive Peak Reverse Voltage	$V_{RRM}$	V	50	100	200	300	400	500	600	800	1000
Peak Working Reverse Voltage	$V_{RWM}$	V	50	100	200	300	400	500	600	800	1000
Non-Repetitive Peak Reverse Voltage	$V_{RSM}$	V	75	150	220	330	440	550	660	880	1100
Average Forward Current	$I_{F(AV)}$	A	30 (50Hz Half-sine wave, Resistance load, $T_{break}=50^{\circ}C$ )								
Surge(Non-repetitive)Forward Current	$I_{FSM}$	A	200 (50Hz Half-sine wave, 1 cycle, $T_a=25^{\circ}C$ )								
Junction and Storage Temperature	$T_j, T_{stg}$	$^{\circ}C$	-40 ~ +150								
Operating Ambient Temperature	$T_a$	$^{\circ}C$	-40 ~ +150								

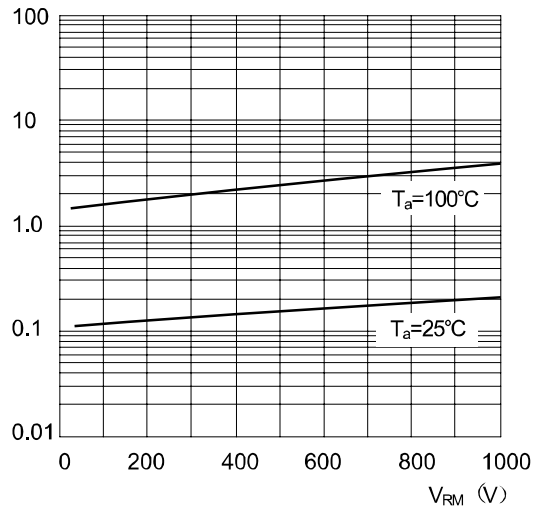
■ **Electrical Characteristics** ( $T_a=25^{\circ}C$  Unless otherwise specified)

Item	Symbol	Unit	Test Condition	Max	
Peak Forward Voltage	$V_{FM}$	V	$I_{FM}=3.0A$	1.2	
Peak Reverse Current	$I_{RRM1}$	$\mu A$	$V_{RM}=V_{RRM}$	$T_a=25^{\circ}C$	10
	$I_{RRM2}$			$T_a=100^{\circ}C$	50
Thermal Resistance (Typical)	$R_{\theta J-A}$	$^{\circ}C/W$	Between junction and ambient		20
	$R_{\theta J-L}$		Between junction and lead		10

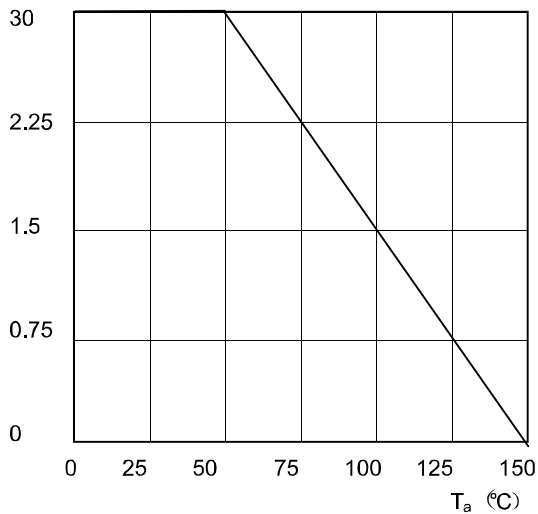
■ Characteristics(Typical)



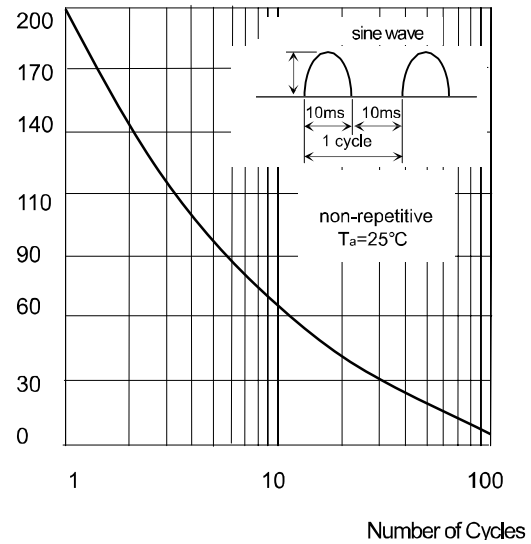
Forward Characteristics



Reverse Characteristics



$I_{F(AV)} - T_a$  Derating



Surge Forward Current Capability