

## Ultra-compact low-power 3.3-V terrestrial tuner IC

Data Brief

### Features

- RF-to-baseband direct conversion (IQ interface only)
- Single 3.3-V DC supply
- Input frequency range 174 to 230 MHz and 470 to 870 MHz
- Fully integrated VCO
- Harmonic rejection mixer stage
- Fully integrated RF AGC with RF power monitoring
- Programmable channel filter covers 6 to 8 MHz channel spacing
- Low external component count
- Low power consumption (625 mW typical)
- Temperature range -10° C to 70° C
- Crystal frequency output to drive the demodulator IC
- Compatible with 5-V and 3.3-V I<sup>2</sup>C bus
- Fully Nordig Unified (versions 1.0.2, 1.0.3, 2.0) compliant
- DTG (D-Book) compliant
- Digitenne compliant
- VFQFPN-32 5x5x1 mm<sup>3</sup>, exposed pad down
- ECOPACK, environmentally-friendly package, RoHS (2002/95/EC) compliant.

### Description

The STV4100 terrestrial tuner is a direct-conversion (zero-IF) receiver with quadrature outputs intended for digital TV broadcasting.

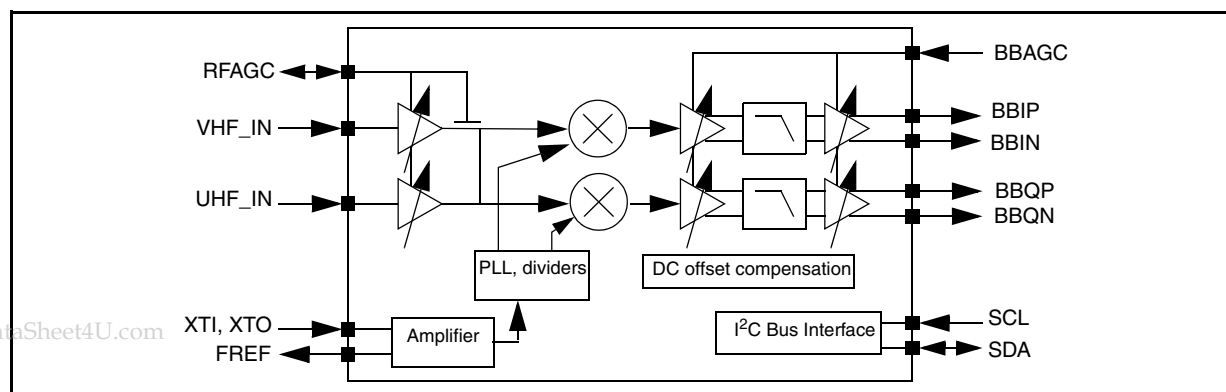
On each VHF and UHF input is a low noise amplifier with both switchable and variable gain to ensure an optimal signal level for the two mixers. Each mixer, which down-converts the signal to baseband, is followed by a low-pass filter and amplifier. The baseband gain is programmable via a dedicated pin.

The LO signals are provided by an integrated PLL which contains an on-chip voltage controlled oscillator meeting stringent phase noise requirements. The LO frequencies are programmable.

The comparison frequency for the phase/frequency detector is generated by dividing the crystal oscillator reference frequency. The crystal frequency can be from 16 MHz to 31 MHz depending on application.

### Typical applications

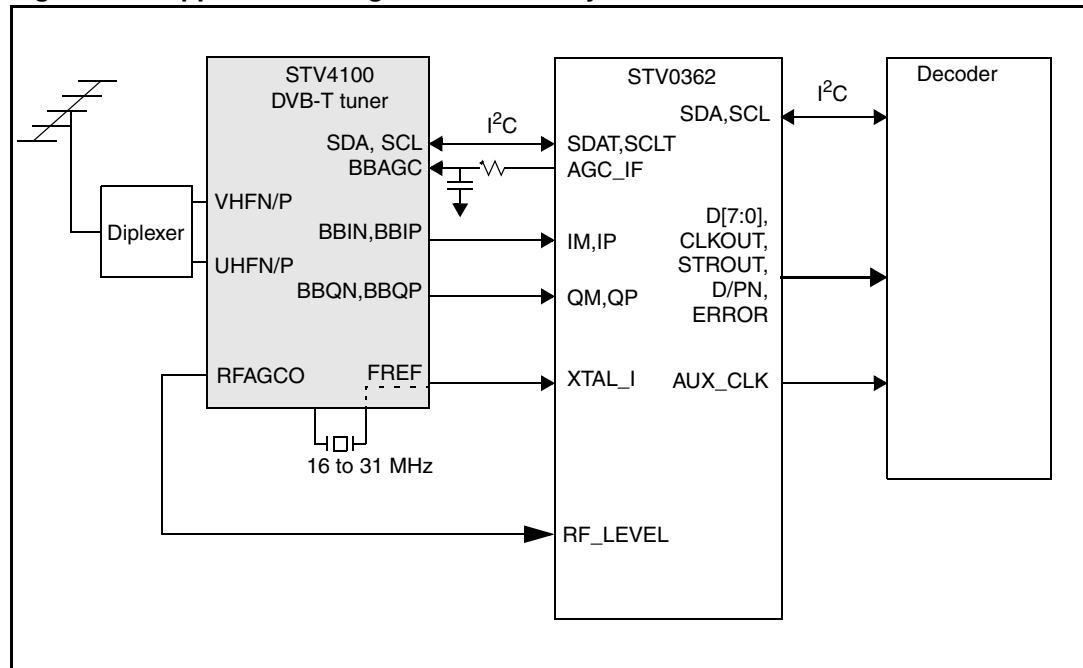
- Terrestrial set-top box
- iDTV
- PCTV



# 1 Applications

The STV4100 DVB-T tuner is designed to match optimally to industry-leading STMicroelectronics demodulator ICs such as the STV0362.

**Figure 1. Applications diagram for DVB-T system**



**Figure 2. Applications diagram without loop-through**

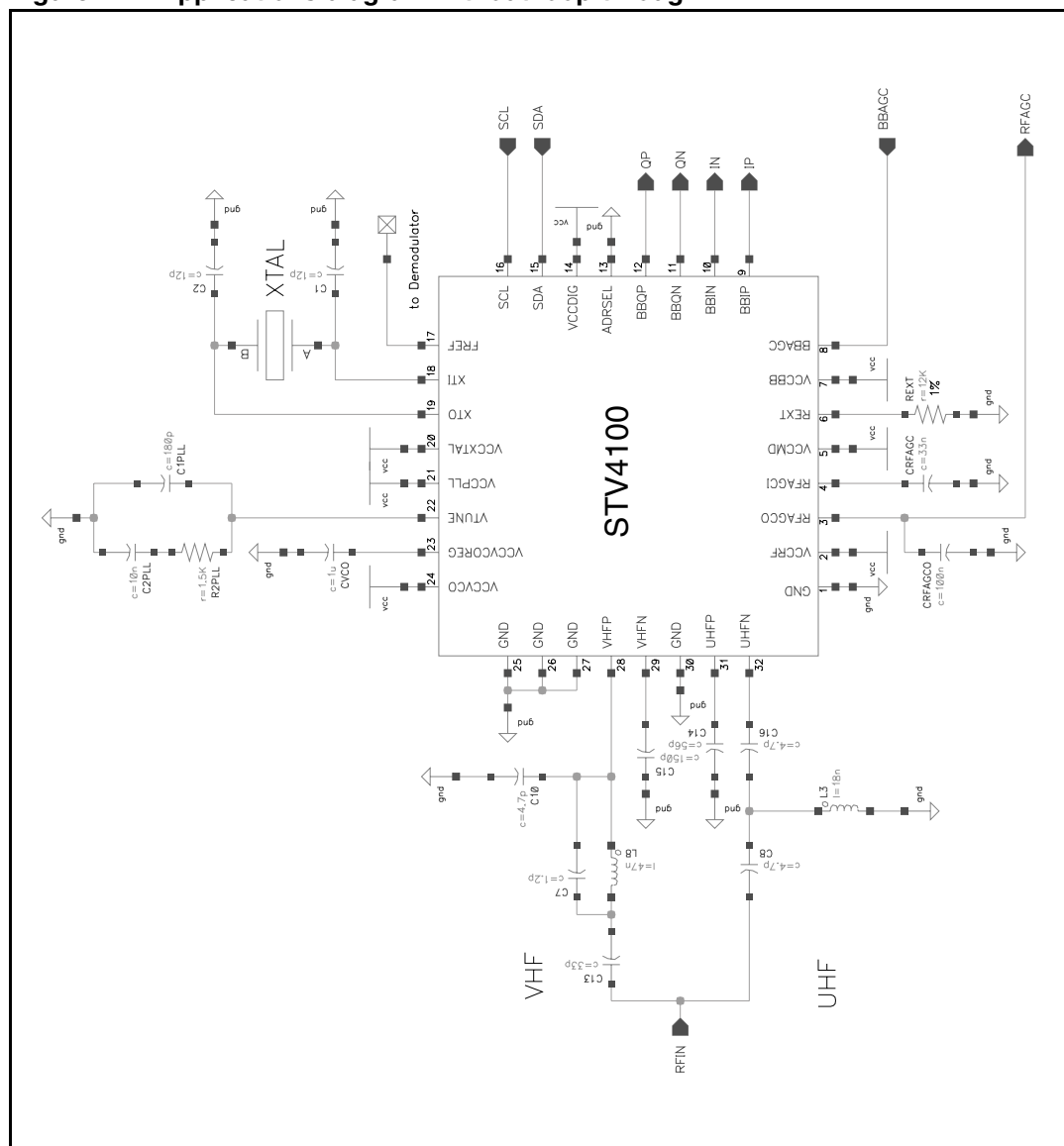
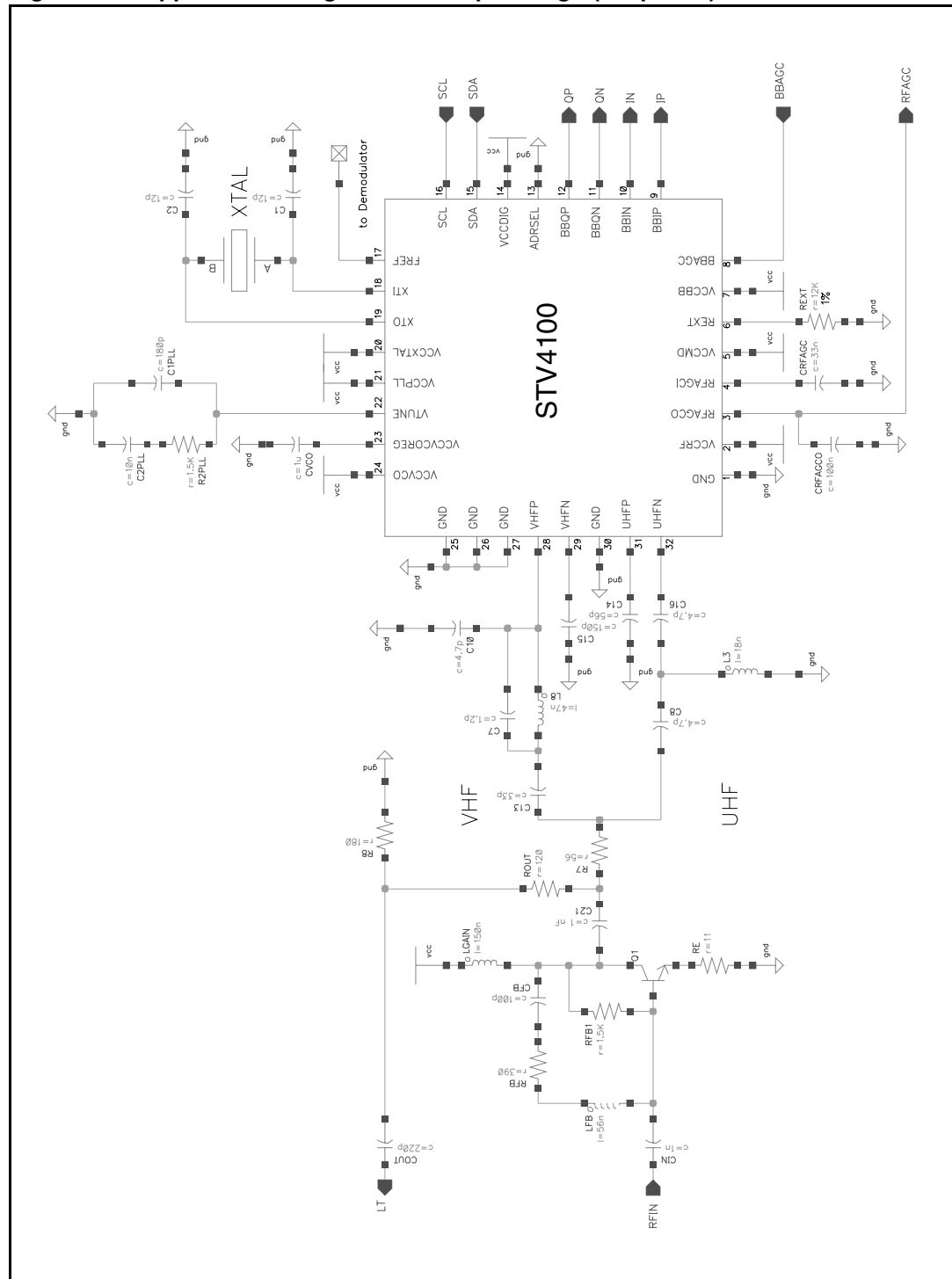


Figure 3. Applications diagram with loop-through (simplified)



## 2 Ordering information

**Table 1. Ordering information**

Order code	Temperature range	Package	Packaging
STV4100B	-10 to 70° C	VFQFPN-32 exposed pad down	Tray
STV4100BT	-10 to 70° C	VFQFPN-32 exposed pad down	Tape and reel

### 3 Revision history

**Table 2. Document revision history**

Date	Revision	Changes
18-Mar-2009	1	Initial release.

**Please Read Carefully:**

Information in this document is provided solely in connection with ST products. STMicroelectronics NV and its subsidiaries ("ST") reserve the right to make changes, corrections, modifications or improvements, to this document, and the products and services described herein at any time, without notice.

All ST products are sold pursuant to ST's terms and conditions of sale.

Purchasers are solely responsible for the choice, selection and use of the ST products and services described herein, and ST assumes no liability whatsoever relating to the choice, selection or use of the ST products and services described herein.

No license, express or implied, by estoppel or otherwise, to any intellectual property rights is granted under this document. If any part of this document refers to any third party products or services it shall not be deemed a license grant by ST for the use of such third party products or services, or any intellectual property contained therein or considered as a warranty covering the use in any manner whatsoever of such third party products or services or any intellectual property contained therein.

**UNLESS OTHERWISE SET FORTH IN ST'S TERMS AND CONDITIONS OF SALE ST DISCLAIMS ANY EXPRESS OR IMPLIED WARRANTY WITH RESPECT TO THE USE AND/OR SALE OF ST PRODUCTS INCLUDING WITHOUT LIMITATION IMPLIED WARRANTIES OF MERCHANTABILITY, FITNESS FOR A PARTICULAR PURPOSE (AND THEIR EQUIVALENTS UNDER THE LAWS OF ANY JURISDICTION), OR INFRINGEMENT OF ANY PATENT, COPYRIGHT OR OTHER INTELLECTUAL PROPERTY RIGHT.**

**UNLESS EXPRESSLY APPROVED IN WRITING BY AN AUTHORIZED ST REPRESENTATIVE, ST PRODUCTS ARE NOT RECOMMENDED, AUTHORIZED OR WARRANTED FOR USE IN MILITARY, AIR CRAFT, SPACE, LIFE SAVING, OR LIFE SUSTAINING APPLICATIONS, NOR IN PRODUCTS OR SYSTEMS WHERE FAILURE OR MALFUNCTION MAY RESULT IN PERSONAL INJURY, DEATH, OR SEVERE PROPERTY OR ENVIRONMENTAL DAMAGE. ST PRODUCTS WHICH ARE NOT SPECIFIED AS "AUTOMOTIVE GRADE" MAY ONLY BE USED IN AUTOMOTIVE APPLICATIONS AT USER'S OWN RISK.**

Resale of ST products with provisions different from the statements and/or technical features set forth in this document shall immediately void any warranty granted by ST for the ST product or service described herein and shall not create or extend in any manner whatsoever, any liability of ST.

ST and the ST logo are trademarks or registered trademarks of ST in various countries.

Information in this document supersedes and replaces all information previously supplied.

The ST logo is a registered trademark of STMicroelectronics. All other names are the property of their respective owners.

© 2009 STMicroelectronics - All rights reserved

STMicroelectronics group of companies

Australia - Belgium - Brazil - Canada - China - Czech Republic - Finland - France - Germany - Hong Kong - India - Israel - Italy - Japan - Malaysia - Malta - Morocco - Singapore - Spain - Sweden - Switzerland - United Kingdom - United States of America

[www.DataSheet4U.com](http://www.DataSheet4U.com)

[www.st.com](http://www.st.com)

