

## Features

- Ideal for Automated Placement
- High Surge Current Capability
- Bi-directional TVS
- Glass Passivated Junction
- Low Clamping Voltage Under Surge
- Moisture Sensitivity Level 1
- Halogen Free. "Green" Device (Note 1)
- Epoxy Meets UL 94 V-0 Flammability Rating
- Lead Free Finish/RoHS Compliant ("P" Suffix Designates RoHS Compliant. See Ordering Information)

## Maximum Ratings

- Operating Junction Temperature Range: -55°C to +125°C
- Storage Temperature Range: -55°C to +150°C

Peak Pulse Current(8/20μs)	I <sub>PP</sub>	2500A
----------------------------	-----------------	-------

Note:

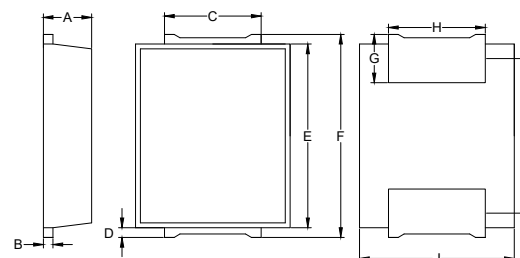
1. Halogen free "Green" products are defined as those which contain <900ppm bromine, <900ppm chlorine (<1500ppm total Br + Cl) and <1000ppm antimony compounds.

## Pin Configuration



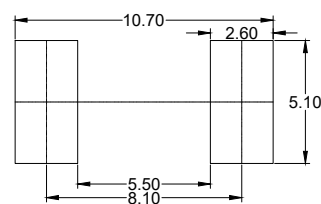
# Surface Mount Transient Voltage Suppressor

## SMG



DIMENSIONS					
DIM	INCHES		MM		NOTE
	MIN	MAX	MIN	MAX	
A	0.096	0.100	2.45	2.55	
B	0.018	0.022	0.45	0.55	
C	0.193	0.201	4.90	5.10	
D	0.016	0.024	0.40	0.60	
E	0.370	0.378	9.40	9.60	
F	0.406	0.421	10.30	10.70	
G	0.094	0.102	2.40	2.60	
H	0.193	0.201	4.90	5.10	
J	0.311	0.319	7.90	8.10	
I	0.311	0.319	7.90	8.10	

## Suggested Solder Pad Layout



## Electrical Characteristics @ 25°C (Unless Otherwise Specified)

Part Number	Breakdown Voltage $V_{BR}(V)$		Test Current	Maximum Reverse Leakage @ $V_{RWM}$	Working Peak Reverse Voltage	Typical Capacitance 0V Bias 10kHz	Maximum Clamping Voltage (8/20 $\mu$ s) @ IPP	Peak Pulse Current (8/20 $\mu$ s)	Marking Code
	Min.	Max.	$I_T(mA)$	$I_R(\mu A)$	$V_{RWM}(V)$	C(nF)	$V_C(V)$	$I_{PP}(A)$	
SMGJ80CA	90	110	1	5	80	1.5	130	2500	80CA

## Curve Characteristics

Fig. 1 - Pulse Derating Curve

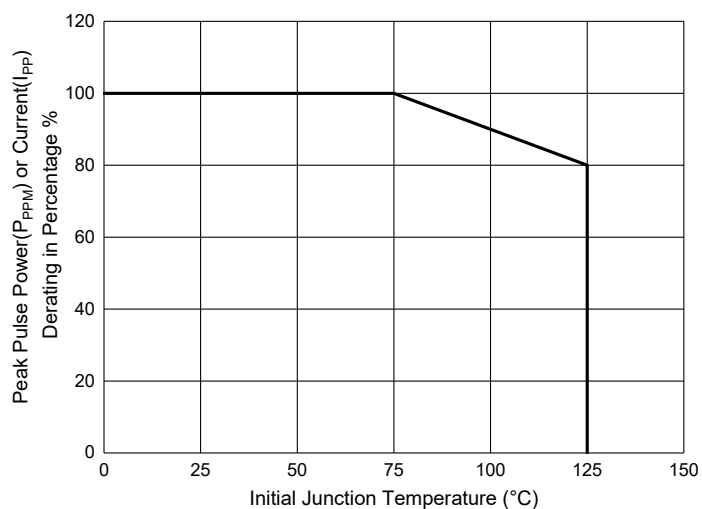


Fig. 2 - 8 X 20 $\mu$ s Pulse Waveform

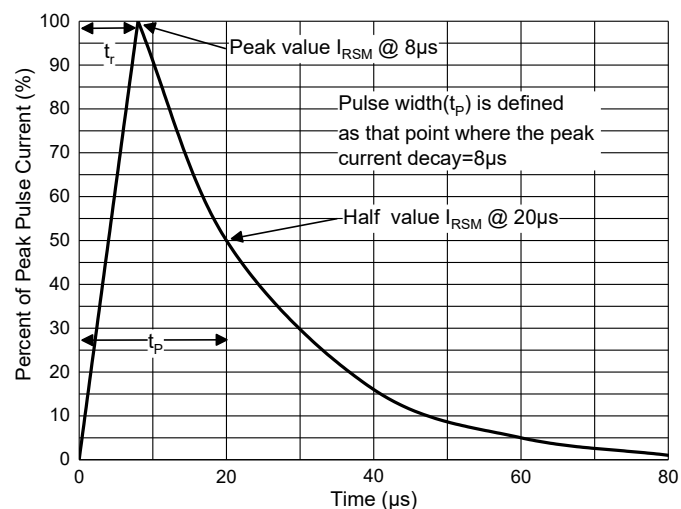
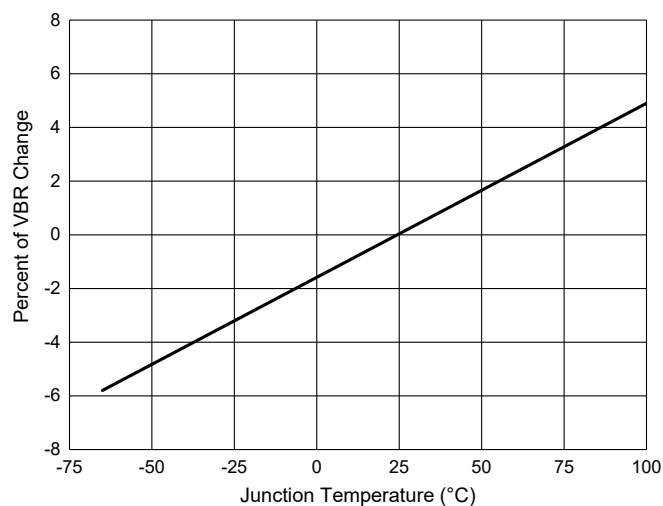


Fig. 3 - Typical VBR vs. Junction Temperature



## Ordering Information

Device	Packing
Part Number-TP	Tape&Reel: 1500pcs/Reel

### \*\*\*IMPORTANT NOTICE\*\*\*

**Micro Commercial Components Corp.** reserves the right to make changes without further notice to any product herein to make corrections, modifications , enhancements , improvements , or other changes . **Micro Commercial Components Corp.** does not assume any liability arising out of the application or use of any product described herein; neither does it convey any license under its patent rights ,nor the rights of others . The user of products in such applications shall assume all risks of such use and will agree to hold **Micro Commercial Components Corp.** and all the companies whose products are represented on our website, harmless against all damages. **Micro Commercial Components Corp.** products are sold subject to the general terms and conditions of commercial sale, as published at <https://www.mccsemi.com/Home/TermsAndConditions>.

### \*\*\*LIFE SUPPORT\*\*\*

MCC's products are not authorized for use as critical components in life support devices or systems without the express written approval of Micro Commercial Components Corporation.

### \*\*\*CUSTOMER AWARENESS\*\*\*

Counterfeiting of semiconductor parts is a growing problem in the industry. Micro Commercial Components (MCC) is taking strong measures to protect ourselves and our customers from the proliferation of counterfeit parts. MCC strongly encourages customers to purchase MCC parts either directly from MCC or from Authorized MCC Distributors who are listed by country on our web page cited below. Products customers buy either from MCC directly or from Authorized MCC Distributors are genuine parts, have full traceability, meet MCC's quality standards for handling and storage. **MCC will not provide any warranty coverage or other assistance for parts bought from Unauthorized Sources.** MCC is committed to combat this global problem and encourage our customers to do their part in stopping this practice by buying direct or from authorized distributors.