



## S9850MG



### TECHNICAL DATA

### Infrared Laser Diode

#### Features

- Lasing Mode Structure: single mode
- Peak Wavelength : typ. 980 nm
- Optical Ouput Power: 50 mW
- Package: 5.6 mm



#### Electrical Connection

Pin Configuration		Bottom View
	<i>n-type</i>	
	<b>PIN</b>	
	1	
	2	
	3	
	<b>Function</b>	
	LD Cathode	
	LD Anode, PD Cathode	
	PD Anode	

#### Absolute Maximum Ratings ( $T_C=20^{\circ}\text{C}$ )

Item	Symbol	Value	Unit
CW Output Power	$P_O$	50	mW
LD Reverse Voltage	$V_r$	2	V
PD Reverse Voltage	$V_{rPD}$	30	V
Operating Case Temperature	$T_C$	-10 ... +40	$^{\circ}\text{C}$
Storage Temperature	$T_{stg}$	-15 ... +85	$^{\circ}\text{C}$

#### Specifications ( $T_C=20^{\circ}\text{C}$ )

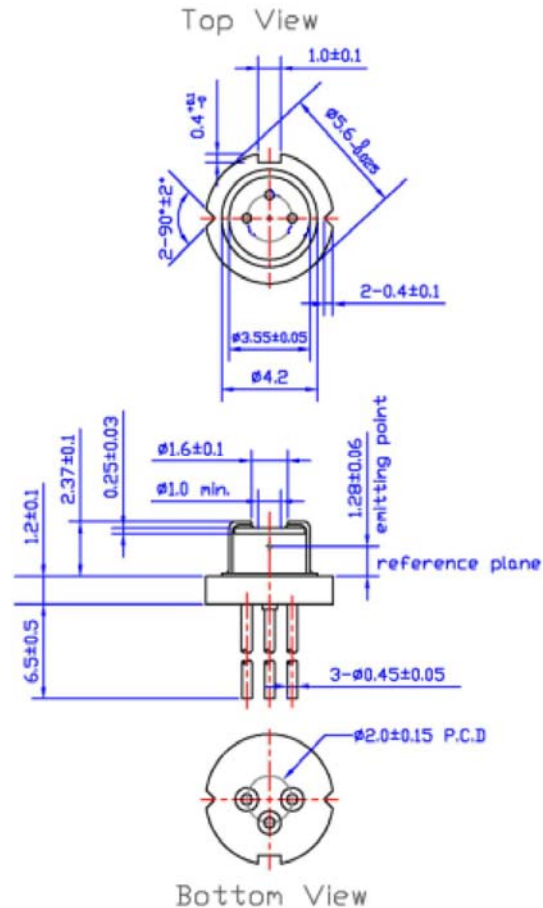
Item	Symbol	Min.	Typ.	Max.	Unit
<b>Optical Specifications</b>					
CW Output Power	$P_O$	-	50	-	mW
Center Wavelength	$\lambda_C$	970	980	990	nm
FWHM Beam Divergence	$\theta_{  }$	8	13	18	deg
	$\theta_{\perp}$	25	30	35	deg
<b>Electrical Specifications</b>					
Threshold Current	$I_{th}$	-	12	20	mA
Operating Current	$I_{op}$	-	75	100	mA
Slope Efficiency	$\eta$	0.5	0.8	-	mW/mA
Operating Voltage	$U_{op}$	1	1.5	2.1	V
Monitor Current	$I_m$	0.1	0.3	0.5	mA

The above specifications are for reference purpose only and subjected to change without prior notice.



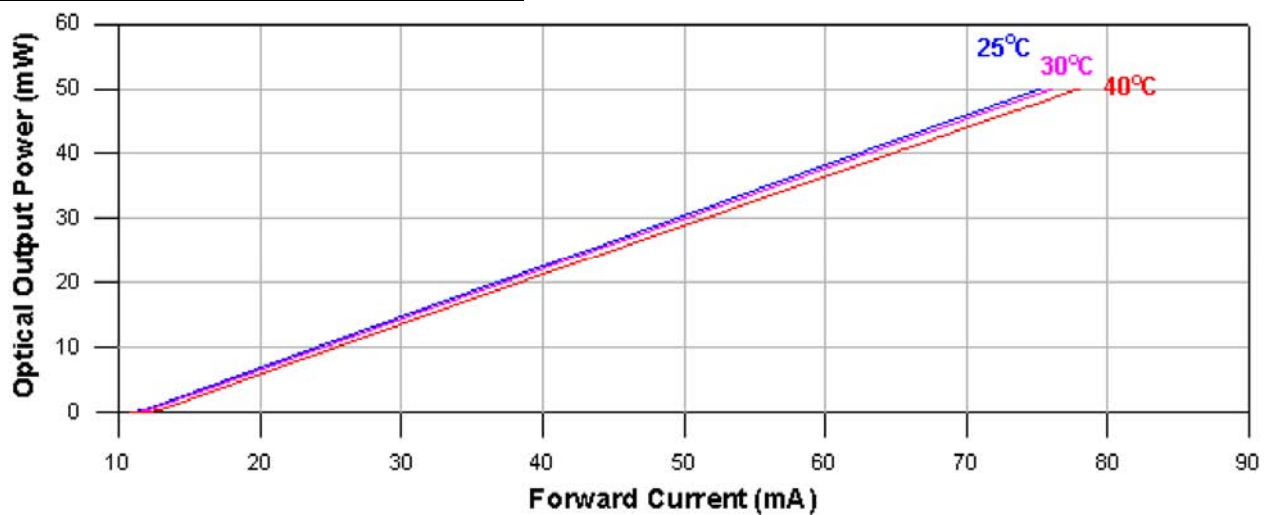
## Package Dimensions

### 5.6 mm Package (Unit:mm)



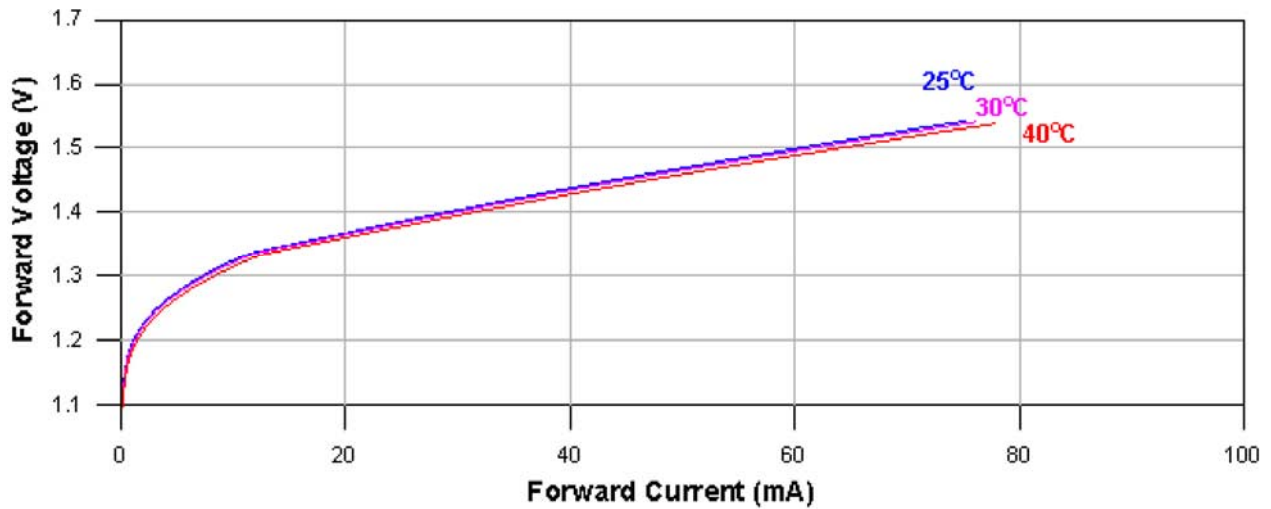
## Typical Performance Curves

### Optical Output Power vs. Forward Current

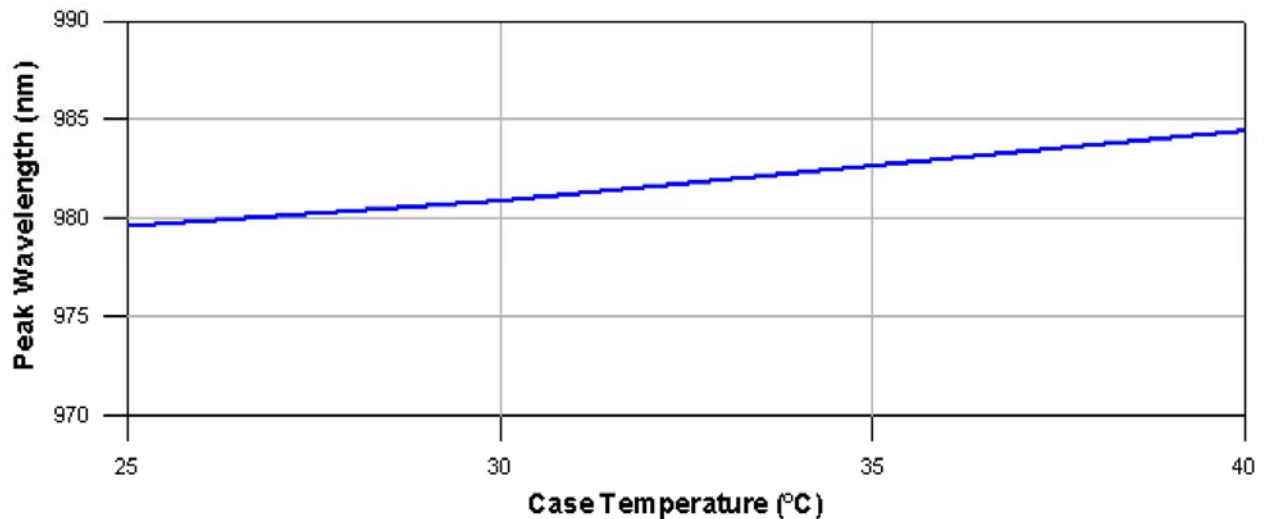




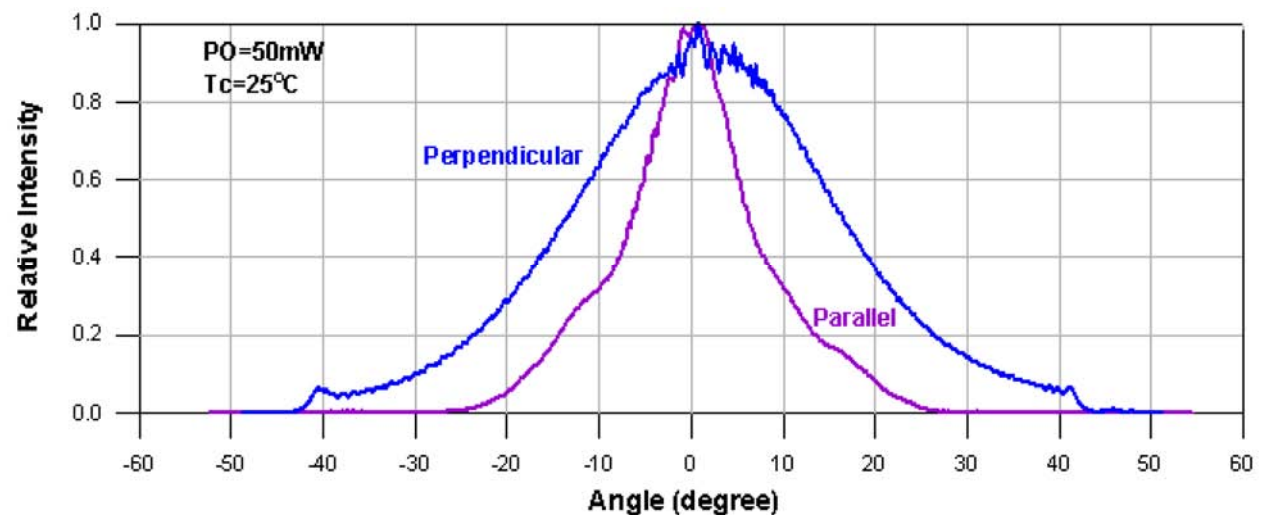
## Forward Voltage vs. Forward Current



## Peak Wavelength vs. Case Temperature

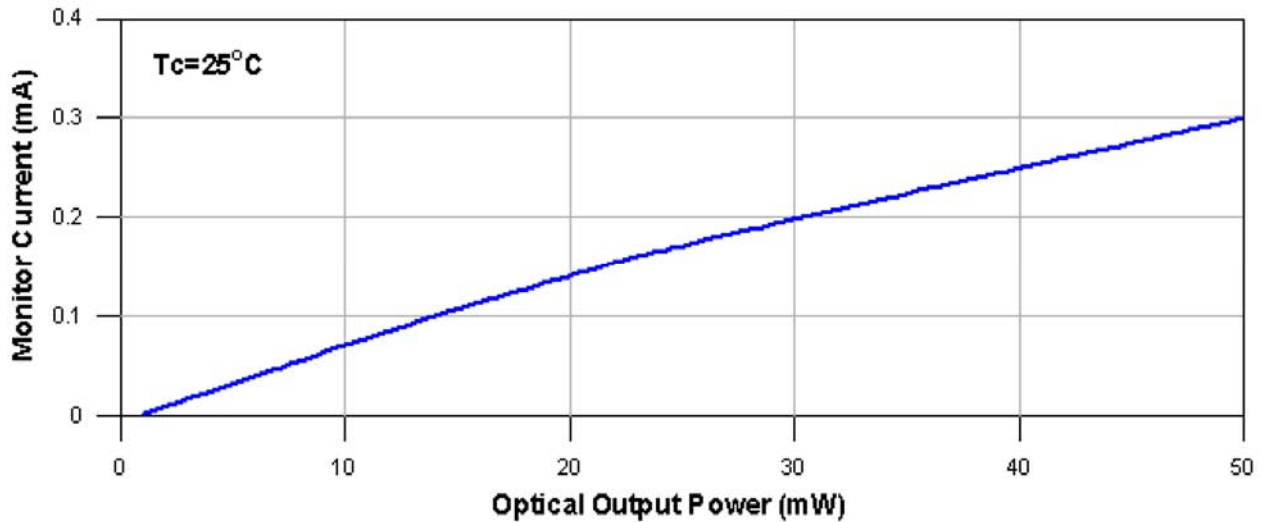


## Far-Field Pattern

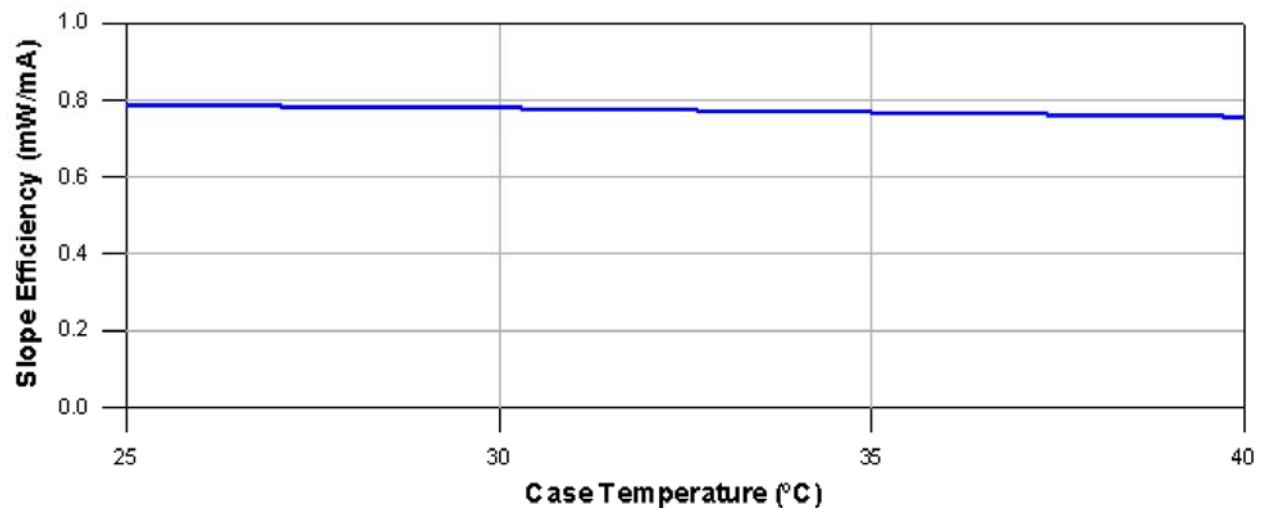




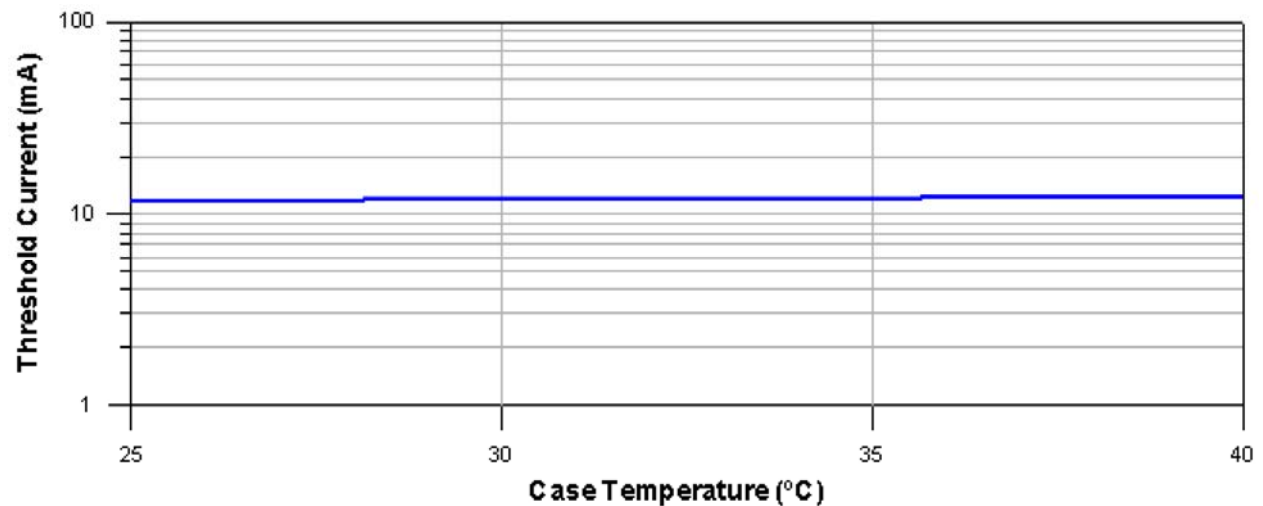
## Monitor Current vs. Optical Output Power



## Slope Efficiency vs. Case Temperature



## Threshold Current vs. Case Temperature





## **Safety of Laser light**

- Laser Light can damage the human eyes and skin. Do not expose the eye or skin directly to any laser light and/or through optical lens. When handling the LDs, wear appropriate safety glasses to prevent laser light, even any reflections from entering to the eye. Focused laser beam through optical instruments will increase the chance of eye hazard.
- These LDs are emitting invisible light.



## **Cautions**

### **1. Operating methode**

- This LD shall change its forward voltage requirement and optical output power according to temperature change. Also, the LD will require more operation current to maintain same output power as it degrades. In order to maintain output power, use of APC (Automatic Power Control) is recommended. Which use monitor feedback to adjust the operation current.
- Confirm that electrical spike current generated by swithing on and off does not exceed the maximum operating current level specified herein above as absolute maximum rating. Also, employ appropriat countermeasures to reduce chattering and/or overshooting in the circuit.

### **2. Static Electricity**

- Static electricity or electrical surges will reduce and degrade the reliability of the LDs. It is recommended to use a wrist trap or anti-electrostatic glove when handling the product.

### **3. Absolute Maximum Rating**

- Active layer of LDs shall have high current density and generate high electric field during its operation. In order to prevent excessive damage, the LD must be operated stricly below absolute maximum rating.



### **NOTE**

LASERDIODE  
MUST BE COOLED