

# Features

- 1W Power in SMD package
- Pin compatible with R1D series
- -40°C to +95°C operating temperature @ full load
- High 3kVDC/1 second or 1kVDC/1 second isolation
- IEC/EN/UL62368-1 certified, CB Report
- 5000m operation

# Unregulated Converters

## Description

Low cost, low profile, open-frame 1W SMD isolated DC/DC dual output converters. The R1DX operates from 5V and offers  $\pm 5$ ,  $\pm 9$ ,  $\pm 12$  or  $\pm 15$  dual outputs. There is no minimum load requirement and the quiescent consumption is less than 150mW. Standard isolation is 1kVDC/1s and a /H version with 3kVDC/1s is available. The operating temperature is from -40°C up to +95°C without derating. The pin-out is industry standard and compatible with the R1D series, but at half the height. The converters are fully certified to IEC/EN/UL62368 and IEC/EN/UL60950 and are 10/10 RoHS-conform. Class A EMC conformity requires only an input capacitor and a simple low cost LC filter is all that is needed for Class B EMC.

## Selection Guide

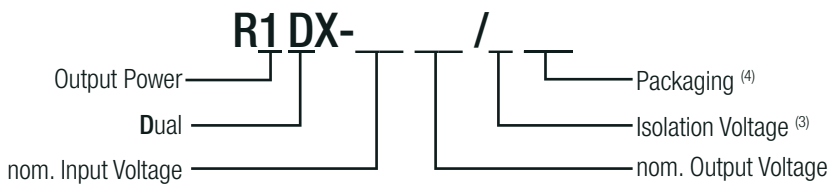
Part Number	nom. Input Voltage [VDC]	Output Voltage [VDC]	Output Current [mA]	Efficiency typ. <sup>(1)</sup> [%]	max. Capacitive Load <sup>(2)</sup> [ $\mu$ F]
R1DX-0505	5	$\pm 5$	$\pm 100$	78	$\pm 1000$
R1DX-0509	5	$\pm 9$	$\pm 56$	78	$\pm 470$
R1DX-0512	5	$\pm 12$	$\pm 42$	80	$\pm 220$
R1DX-0515	5	$\pm 15$	$\pm 33$	80	$\pm 220$

### Notes:

Note1: Efficiency is tested at nominal input and full load at +25°C ambient

Note2: Max Cap Load is tested at nominal input and full resistive load

## Model Numbering



### Notes:

Note3: without suffix, standard isolation voltage (1kVDC/1 second)  
with suffix „/H“, high isolation voltage (3kVDC/1 second)

Note4: with suffix „-R“, standard packaging Tape and Reel  
with suffix „-Tray“ for optional tray packaging

### Ordering Examples:

R1DX-0505-R 5Vin  $\pm 5$ Vout 1kVDC/1 second isolation tape and reel packaging  
R1DX-0515/H-Tray 5Vin  $\pm 15$ Vout 3kVDC/1 second isolation tray packaging

**RECOM**  
DC/DC Converter

## R1DX

1 Watt  
SMD  
Dual Output



IEC/EN62368-1 certified  
UL62368-1 certified  
IEC/EN60950-1 certified  
C22.2 No. 62368-1-14 certified  
CB Report  
EN55032 compliant  
EN55024 compliant

Specifications (measured @ Ta= 25°C, nominal input voltage, full load unless otherwise specified)

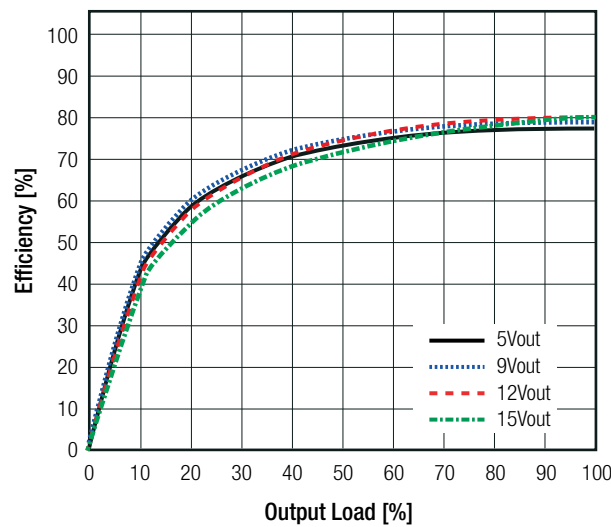
**BASIC CHARACTERISTICS**

Parameter	Condition	Min.	Typ.	Max.
Internal Input Filter				capacitor
Input Voltage Range			±10.0%	
Quiescent Current				40mA
Minimum Load		0%		
Internal Operating Frequency		20kHz	60kHz	100kHz
Output Ripple and Noise <sup>(5)</sup>	20MHz BW			100mVp-p

**Notes:**

Note5: Measurements are made with a 0.1µF MLCC across output (low ESR)

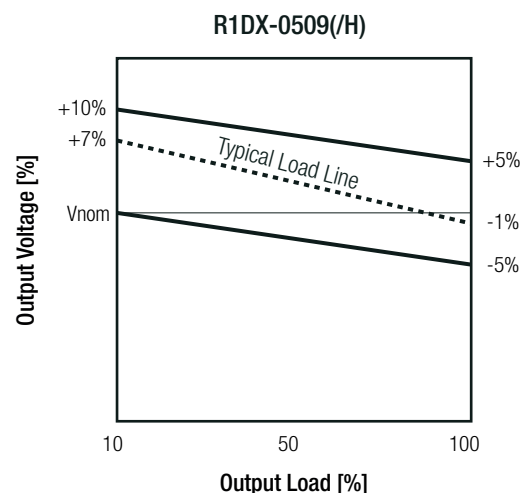
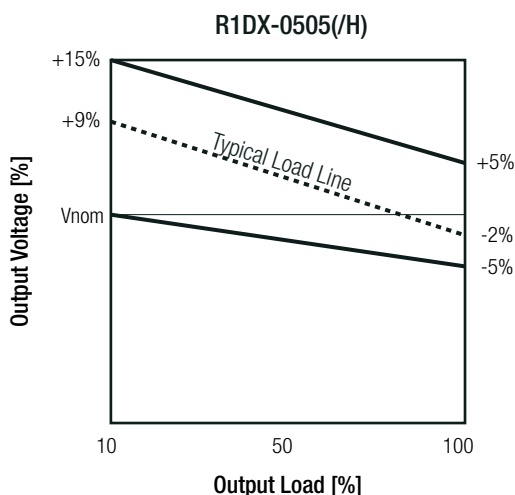
**Efficiency vs. Load**



**REGULATIONS**

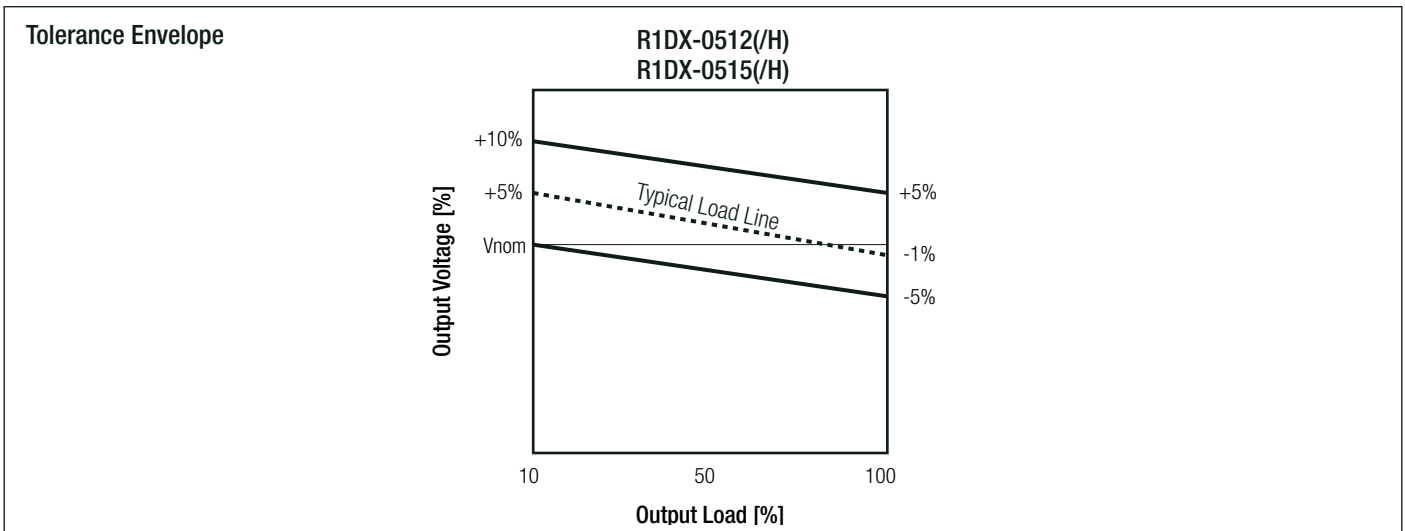
Parameter	Condition		Value
Output Accuracy			±5.0% max.
Line Regulation	low line to high line		±1.2% typ. at ±1.0% of Vin typ.
Load Regulation	10% to 100% load	±5Vout all others	10.0% typ. / 15.0% max. 8.0% typ. / 10.0% max.
Cross Regulation			±6.5% max.

**Tolerance Envelope**



continued on next page

**Specifications** (measured @ Ta= 25°C, nominal input voltage, full load unless otherwise specified)

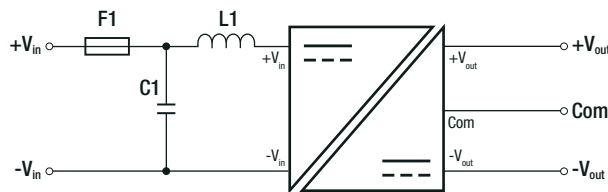


PROTECTIONS			
Parameter	Type		Value
Isolation Voltage	I/P to O/P	standard	tested for 1 second rated for 1 minute <sup>(6)</sup> 1kVDC 500VAC
		with suffix "/H"	tested for 1 second rated for 1 minute <sup>(6)</sup> 3kVDC 1.5kVAC
Isolation Resistance			10GΩ min.
Isolation Capacitance			100pF max.
Leakage Current	standard		1μA max.
	with suffix "/H"		3μA max.
Insulation Grade			functional

**Notes:**

- Note6: For repeat Hi-Pot testing, reduce the time and/or the test voltage
- Note7: Refer to local safety regulations if input over-current protection is also required. Recommended fuse: slow blow type

**Protection Circuit**



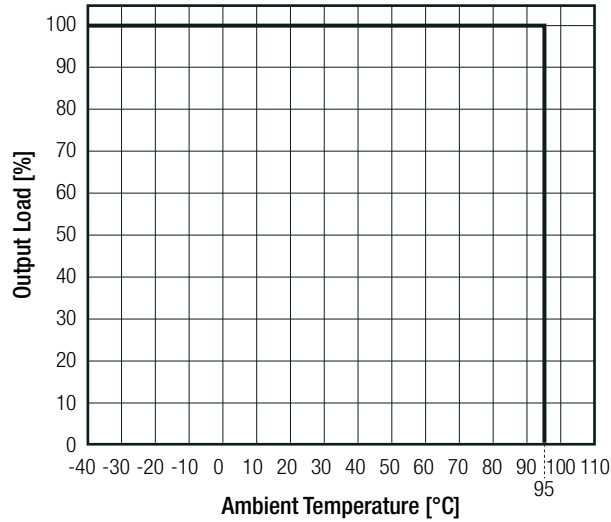
ENVIRONMENTAL			
Parameter	Condition		Value
Operating Temperature Range	@ natural convection and full load (refer to derating graph)		-40°C to +95°C
Operating Altitude			5000m
Operating Humidity	non-condensing		5% - 95% RH max.
Pollution Degree			PD2
Vibration			according to MIL-STD-202G
MTBF	according to MIL-HDBK-217F, G.B.	+25°C	20900 x 10 <sup>3</sup> hours
		+95°C	7200 x 10 <sup>3</sup> hours

continued on next page

**Specifications** (measured @ Ta= 25°C, nominal input voltage, full load unless otherwise specified)

**Derating Graph**

(@ Chamber and natural convection 0.1m/s)



**SAFETY AND CERTIFICATIONS**

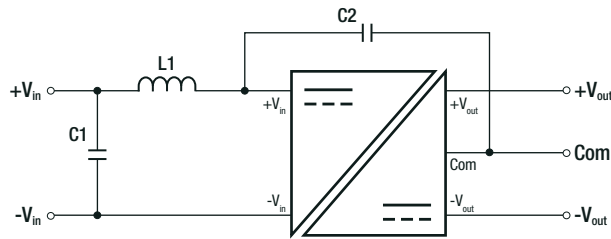
Certificate Type (Safety)	Report / File Number	Standard
Information Technology Equipment, General Requirements for Safety	E224736	UL60950-1, 2nd Edition 2014 CAN/CSA C22.2 No. 60950-1-07, 2nd Edition 2014
Information Technology Equipment, General Requirements for Safety (CB Scheme)	E224736-4788277362-2	IEC60950-1:2005 2nd Edition + A2:2013
Information Technology Equipment, General Requirements for Safety		EN60950-1:2006 + A2:2013
Audio/video, information and communication technology equipment - Safety requirements (LVD)	E224736	UL62368, 2nd Edition, 2014 CAN/CSA -C22.2 No. 62368-1-14, 2nd Edition, 2014
Audio/video, information and communication technology equipment - Safety requirements	E224736-4788277362-1	EN62368-1:2014 + A11:2017
Audio/video, information and communication technology equipment - Safety requirements (CB Scheme)		IEC62368-1:2014 2nd Edition
RoHS2+		RoHS 2011/65/EU + AM2015/863

EMC Compliance	Condition	Standard / Criterion
Information technology equipment - Radio disturbance characteristics - Limits and methods of measurement	with external filter (see filter suggestion)	EN55032:2015, Class A and B
Information technology equipment - Immunity characteristics Limits and methods of measurement		EN55024:2010 +A1:2015
ESD Electrostatic discharge immunity test	Air: ±2, 4, 6, 8kV Contact: ±2, 4kV	IEC61000-4-2:2008, Criteria A
Radiated, radio-frequency, electromagnetic field immunity test	3 V/m	IEC61000-4-3:2006 + A2:2010, Criteria A
Fast Transient and Burst Immunity	±0.5kV	IEC61000-4-4:2012, Criteria A
Surge Immunity	±0.5kV	IEC61000-4-5:2014, Criteria B
Immunity to conducted disturbances, induced by radio-frequency fields	3V r.m.s.	IEC61000-4-6:2013, Criteria A
Power Magnetic Field Immunity	50Hz / 1A/m	IEC61000-4-8:2009, Criteria A

continued on next page

Specifications (measured @ Ta= 25°C, nominal input voltage, full load unless otherwise specified)

### EMC Filtering Suggestions for EN55032



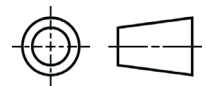
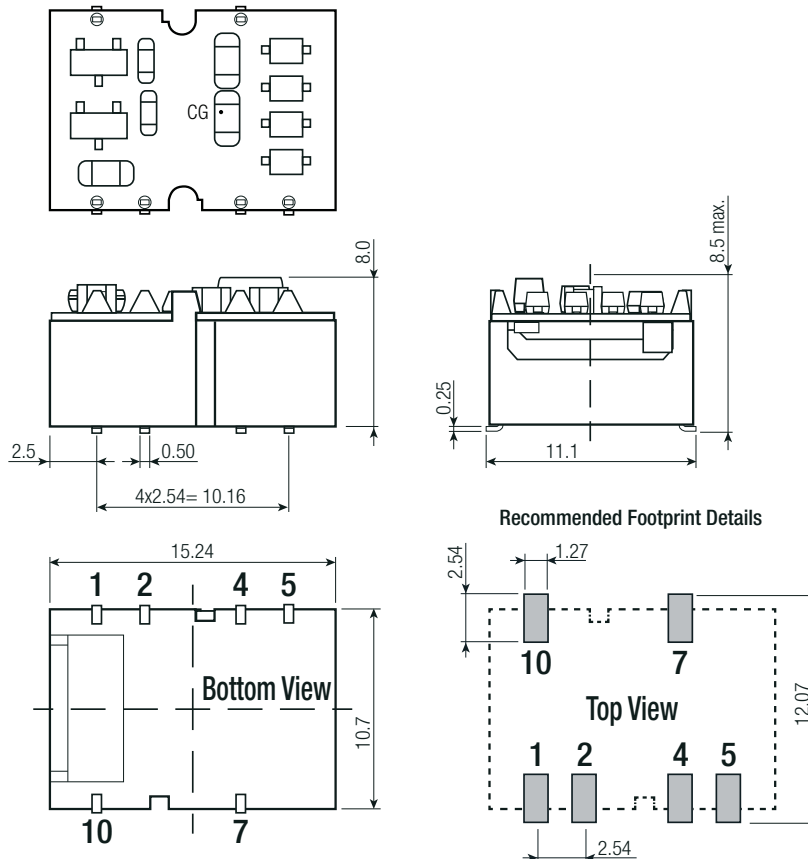
Component List Class A		
C1	C2	L1
4.7µF MLCC	470pF/4kVDC	10µH SMD Inductor

Component List Class B		
C1	C2	L1
10µF MLCC	470pF/4kVDC	10µH SMD Inductor

### DIMENSION and PHYSICAL CHARACTERISTICS

Parameter	Type	Value
Material	case PCB	black plastic (UL94V-0) FR4 (UL94V-0)
Dimension (LxWxH)		15.24 x 11.10 x 8.00mm
Weight		1.2g typ.

### Dimension Drawing (mm)



### Pin Connection

Pin #	Dual
1	-Vin
2	+Vin
4	Com
5	-Vout
7	+Vout
10	NC

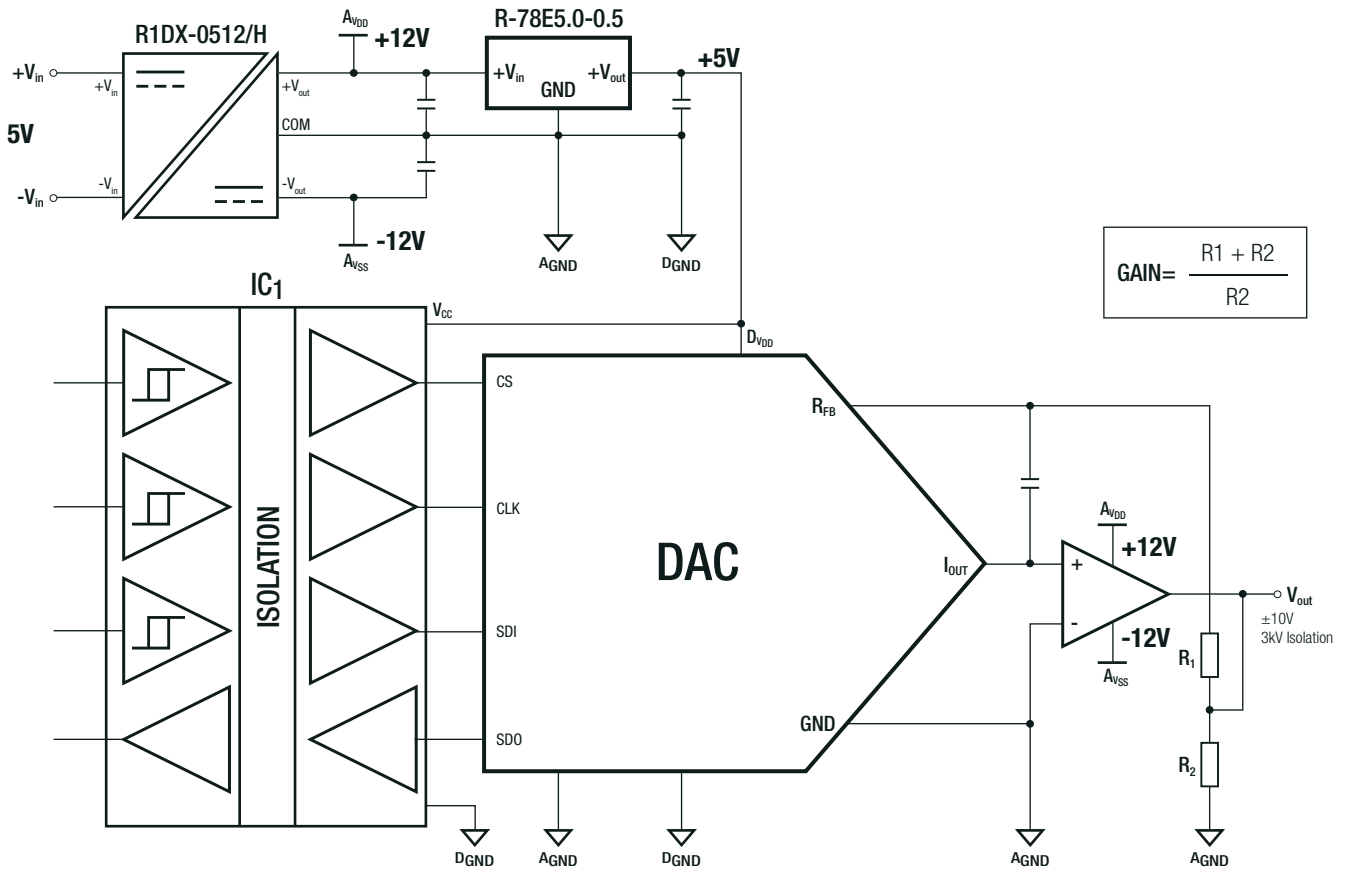
CG= center of gravity  
 NC= no connection  
 Tolerance: xx.x= ±0.5mm  
 xx.xx= ±0.25mm

Pin Thickness: ±0.05mm  
 Length: +0.25/-0.50mm

Specifications (measured @ Ta= 25°C, nominal input voltage, full load unless otherwise specified)

**INSTALLATION and APPLICATION**

**Isolated DAC (±10VDC)**



**PACKAGING INFORMATION**

Packaging Dimension (LxWxH)	tape and reel (carton)	355.0 x 340.0 x 35.0mm
	reel	330.2 x 330.2 x 30.0mm
	tray	260.0 x 205.0 x 27.0mm
Packaging Quantity	type and reel	250pcs
	tray	30pcs
Tape Width		24.0mm
Storage Temperature Range		-55°C to +125°C
Storage Humidity		5% - 95% RH max.

The product information and specifications may be subject to changes even without prior written notice. The product has been designed for various applications; its suitability lies in the responsibility of each customer. The products are not authorized for use in safety-critical applications without RECOM's explicit written consent. A safety-critical application is an application where a failure may reasonably be expected to endanger or cause loss of life, inflict bodily harm or damage property. The applicant shall indemnify and hold harmless RECOM, its affiliated companies and its representatives against any damage claims in connection with the unauthorized use of RECOM products in such safety-critical applications.