



PXT8050-C
PXT8050-D
PXT8050-D3

NPN Silicon
Plastic-Encapsulate
Transistor

Features

- Halogen free available upon request by adding suffix "-HF"
- Epoxy meets UL 94 V-0 flammability rating
- Moisture Sensitivity Level 1
- Marking: Y1/8050
- Capable of 0.5Watts($T_{amb}=25^{\circ}C$) of Power Dissipation.
- Collector-current 1.5A
- Collector-base Voltage 40V
- Operating and storage junction temperature range: $-55^{\circ}C$ to $+150^{\circ}C$

Electrical Characteristics @ 25°C Unless Otherwise Specified

Symbol	Parameter	Min	Max	Units
--------	-----------	-----	-----	-------

OFF CHARACTERISTICS

$V_{(BR)CBO}$	Collector-Base Breakdown Voltage ($I_C=100\mu A$, $I_E=0$)	40	---	Vdc
$V_{(BR)CEO}$	Collector-Emitter Breakdown Voltage ($I_C=0.1mA$, $I_B=0$)	25	---	Vdc
$V_{(BR)EBO}$	Emitter-Base Breakdown Voltage ($I_E=100\mu A$, $I_C=0$)	5.0	---	Vdc
I_{CBO}	Collector Cutoff Current ($V_{CB}=40V$, $I_E=0$)	---	0.1	μA
I_{CEO}	Collector Cutoff Current ($V_{CE}=20V$, $I_B=0$)	---	0.1	μA
I_{EBO}	Emitter Cutoff Current ($V_{EB}=5.0V$, $I_C=0$)	---	0.1	μA

ON CHARACTERISTICS

$h_{FE(1)}$	DC Current Gain ($I_C=100mA$, $V_{CE}=1.0V$)	120	400	---
$h_{FE(2)}$	DC Current Gain ($I_C=800mA$, $V_{CE}=1.0V$)	40	---	---
$V_{CE(sat)}$	Collector-Emitter Saturation Voltage ($I_C=800mA$, $I_B=80mA$)	---	0.5	Vdc
$V_{BE(sat)}$	Base-Emitter Saturation Voltage ($I_C=800mA$, $I_B=80mA$)	---	1.2	Vdc
V_{BEF}	Base-Emitter Positive Forward Voltage ($I_B=1.0A$)	---	1.55	Vdc

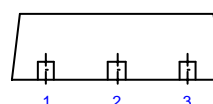
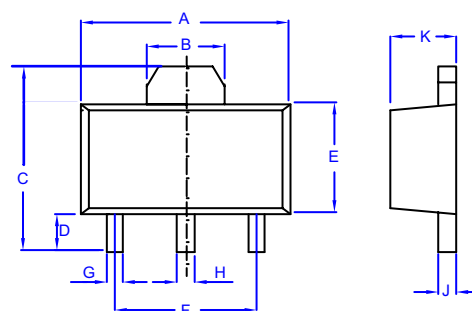
SMALL-SIGNAL CHARACTERISTICS

f_T	Transistor Frequency ($I_C=50mA$, $V_{CE}=10V$)	100	---	MHz
C_{cb}	Output Capacitance ($I_C=0$, $V_{CB}=10V$, $f=1MHz$)	---	15	pF

CLASSIFICATION OF $h_{FE(1)}$

Rank	C	D	D3
Range	120-200	160-300	300-400

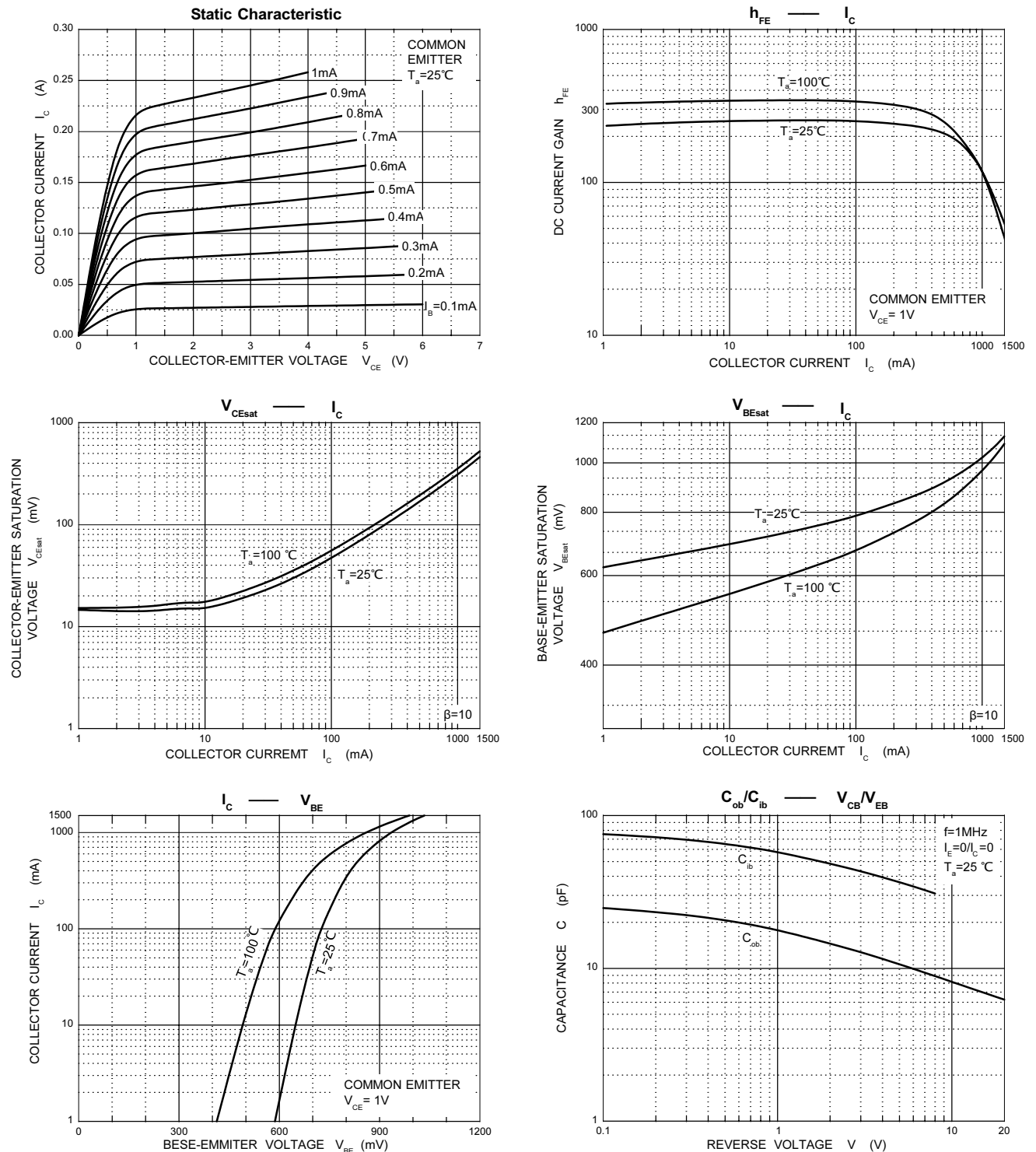
SOT-89



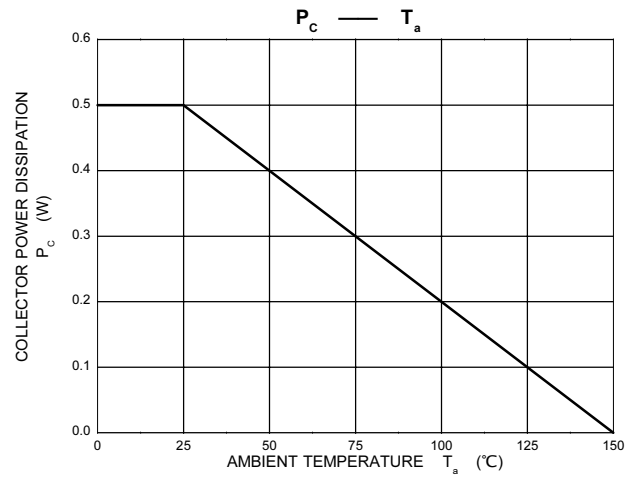
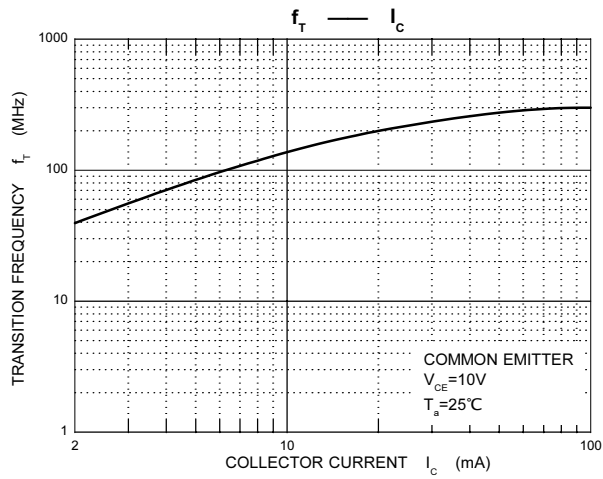
1.BASE
2.COLLECTOR
3.EMITTER

DIM	DIMENSINS				NOTES
	INCHES		MM		
A	.173	.181	4.39	4.60	
B	.061	-----	1.55	-----	REF.
C	.154	.165	3.91	4.25	
D	.031	.039	0.80	1.00	
E	.092	.100	2.34	2.54	
F	.118	-----	3.00	-----	TYP
G	.013	.019	0.33	0.48	
H	.015	.021	0.38	0.53	
J	.015	.016	0.38	0.41	
K	.055	.063	1.40	1.60	

Typical Characteristics



Typical Characteristics



Ordering Information :

Device	Packing
Part Number-TP	Tape&Reel: 1Kpcs/Reel

Note : Adding "-HF" suffix for halogen free, eg. Part Number-TP-HF

IMPORTANT NOTICE

Micro Commercial Components Corp. reserves the right to make changes without further notice to any product herein to make corrections, modifications , enhancements , improvements , or other changes . **Micro Commercial Components Corp .** does not assume any liability arising out of the application or use of any product described herein; neither does it convey any license under its patent rights ,nor the rights of others . The user of products in such applications shall assume all risks of such use and will agree to hold **Micro Commercial Components Corp .** and all the companies whose products are represented on our website, harmless against all damages.

LIFE SUPPORT

MCC's products are not authorized for use as critical components in life support devices or systems without the express written approval of Micro Commercial Components Corporation.

CUSTOMER AWARENESS

Counterfeiting of semiconductor parts is a growing problem in the industry. Micro Commercial Components (MCC) is taking strong measures to protect ourselves and our customers from the proliferation of counterfeit parts. MCC strongly encourages customers to purchase MCC parts either directly from MCC or from Authorized MCC Distributors who are listed by country on our web page cited below. Products customers buy either from MCC directly or from Authorized MCC Distributors are genuine parts, have full traceability, meet MCC's quality standards for handling and storage. **MCC will not provide any warranty coverage or other assistance for parts bought from Unauthorized Sources.** MCC is committed to combat this global problem and encourage our customers to do their part in stopping this practice by buying direct or from authorized distributors.