



PFC Device Corporation

**PTR20L100CT**  
**PTR20L100CTF**  
**PTR20L100CTI**  
**PTR20L100CTB**

## 20A 100V HPTR® Schottky Rectifier

### Major ratings and characteristics


Characteristics	Values	Units
$I_{F(AV)}$ Rectangular Waveform	10 × 2	A
$V_{RRM}$	100	V
$V_F$ @ 5A , $T_J=125^\circ\text{C}$	0.50	V, typ.
$T_J$ Operating Junction Temperature	-40 to +150	$^\circ\text{C}$

### Features

- Super Low Forward Voltage ( SLVF® ) Drop
- Reliable High Temperature Operation
- Softest, fast switching capability
- 150 $^\circ\text{C}$  Operating Junction Temperature
- Lead Free Finish, RoHS Compliant

### Typical Applications

Device optimized for ultra-low forward voltage drop to maximize efficiency in Power Supply applications



## 1. Characteristics

### Maximum Ratings Characteristics

(  $T_A = 25^{\circ}\text{C}$  unless otherwise specified )

Parameter	Symbol	Values	Units
DC Blocking Voltage	$V_{RM}$	100	Volts
Working Peak Reverse Voltage	$V_{RWM}$		
Peak Repetitive Reverse Voltage	$V_{RRM}$		
Average Rectified Forward Current Per device	$I_o$	20	Amps
(Rated VR-20Khz Square Wave) - 50% duty cycle			
Peak Forward Surge Current - 1/2 60hz	$I_{FSM}$	150	Amps
Peak Repetitive Reverse Surge Current (2uS-1Khz)	$I_{RRM}$	1	Amps
Typical Thermal Resistance (per leg) Package = TO-220AB Package = ITO-220AB Package = TO-262 Package = TO-263	$R\theta_{JC}$	2 4 2.5 3	$^{\circ}\text{C} / \text{W}$
Isolation voltage (ITO-220 only)		$V_{AC}$	
Maximum Rate of Voltage Change ( at Rated $V_R$ )		$dv/dt$	
Operating Junction Temperature		$T_J$	
Storage Junction Temperature	$T_{STG}$	- 40 to +150	$^{\circ}\text{C}$

### Electrical Characteristics - (per leg)

(  $T_A = 25^{\circ}\text{C}$  unless otherwise specified )

Parameter	Test Conditions		Symbol	Typ.	Max.	Units
Instantaneous Forward Voltage	IF = 5 A	T <sub>J</sub> = 25 °C	V <sub>F</sub> <sup>*</sup>	0.55	-----	Volts
	IF = 10 A			-----	0.79	
	IF = 5 A	T <sub>J</sub> = 125 °C		0.50	-----	
	IF = 10 A			-----	0.66	
Instantaneous Reverse Current	VR = 70V	T <sub>J</sub> = 25 °C	IR <sup>*</sup>	2	-----	uA
	VR = 100V			-----	200	uA
	VR = 70V	T <sub>J</sub> = 125 °C		3	-----	mA
	VR = 100V			5	22	mA

\* Pulse width < 300 uS, Duty cycle < 2%



## 2. Characteristics Curves

### Ratings and Characteristics Curves

(  $T_A = 25^\circ\text{C}$  unless otherwise specified )

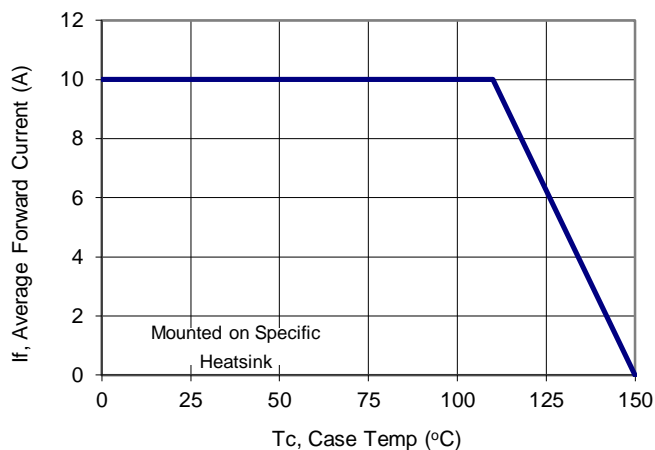


Figure 1: Current Derating, Case

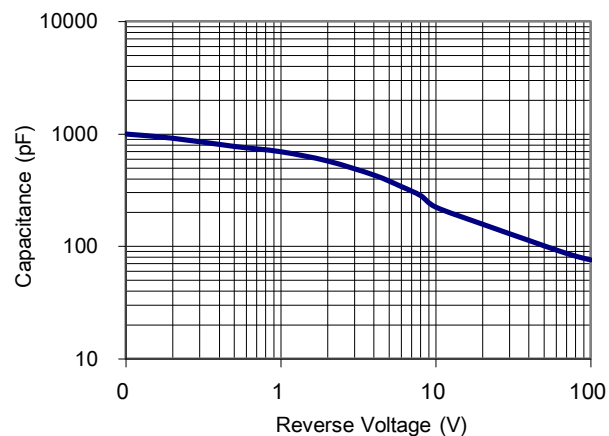


Figure 2: Typical Junction Capacitance

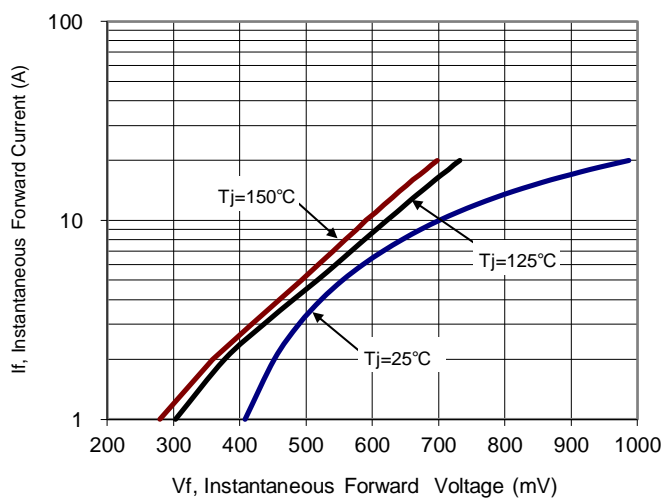


Figure 3: Typical Forward Voltage

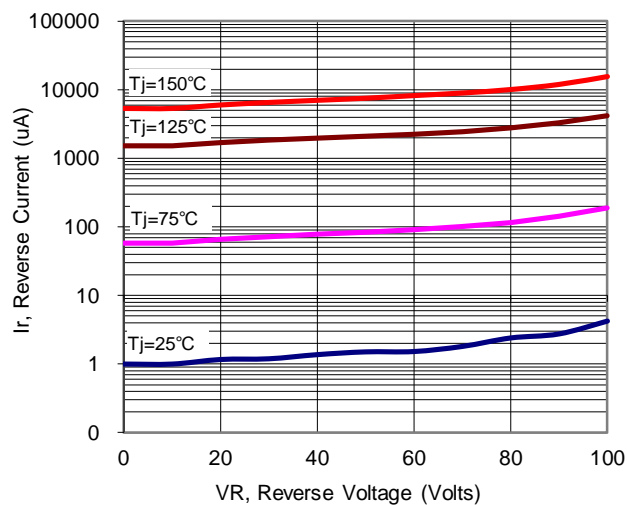


Figure 4: Typical Reverse Current



### 3. Marking information

---

#### Top Marking Rule

---

**PFC PTR**  
**20L100CT**  
**YYWW ABSH**

PTR20L100CT = Product Type Marking Code  
YYWW = Date Code  
YY = Last two digits of year  
WW = Week code  
AB = Assembly code  
S = Series Number  
H = Halogen Free (N/A = common molding compound)

**PFC PTR**  
**20L100CTF**  
**YYWW ABSH**

PTR20L100CTF = Product Type Marking Code  
YYWW = Date Code  
YY = Last two digits of year  
WW = Week code  
AB = Assembly code  
S = Series Number  
H = Halogen Free (N/A = common molding compound)

**PFC PTR**  
**20L100CTI**  
**YYWW ABSH**

PTR20L100CTI = Product Type Marking Code  
YYWW = Date Code  
YY = Last two digits of year  
WW = Week code  
AB = Assembly code  
S = Series Number  
H = Halogen Free (N/A = common molding compound)

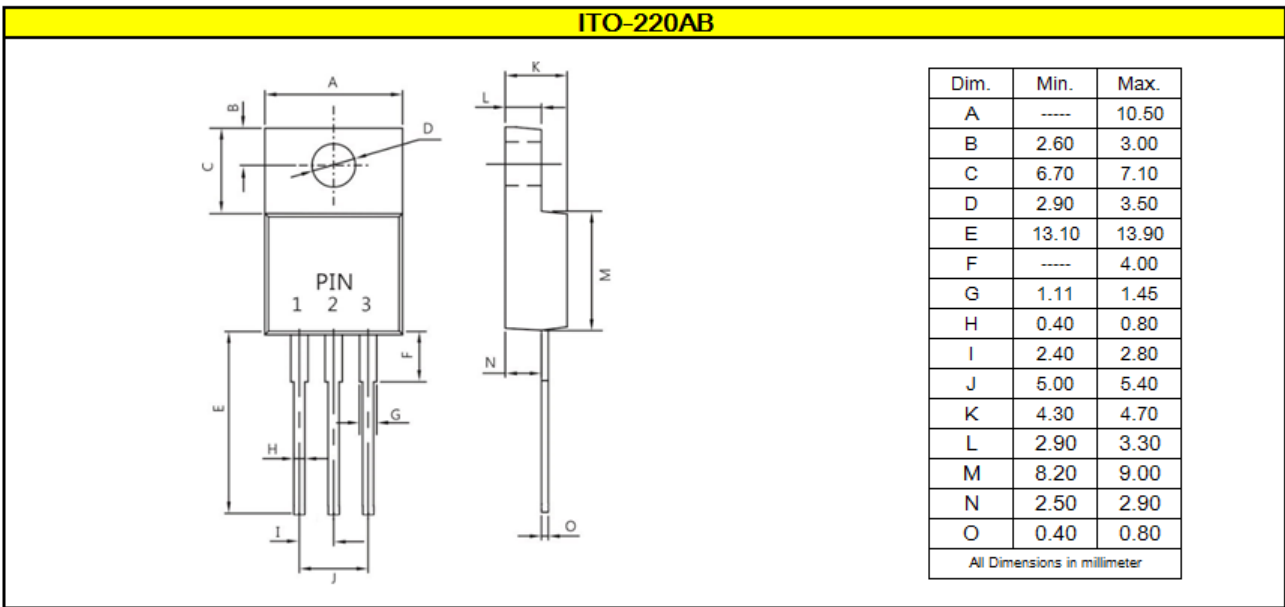
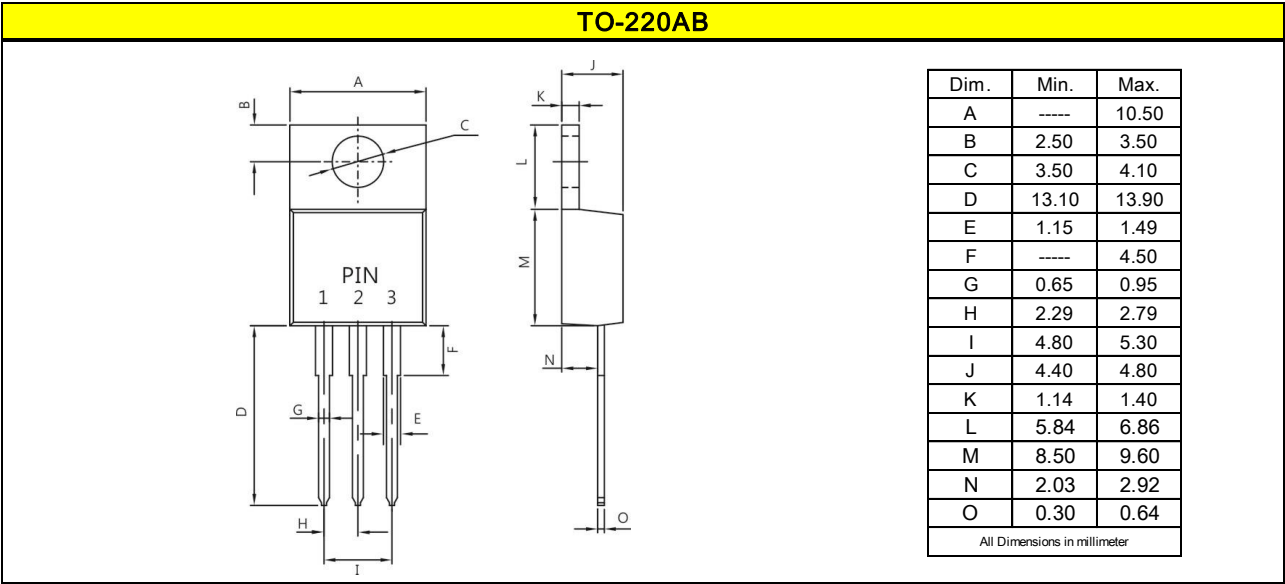
**PFC PTR**  
**20L100CTB**  
**YYWW ABSH**

PTR20L100CTB = Product Type Marking Code  
YYWW = Date Code  
YY = Last two digits of year  
WW = Week code  
AB = Assembly code  
S = Series Number  
H = Halogen Free (N/A = common molding compound)



4. Package information

Package Outline Dimensions    millimeters



Package Outline Dimensions    millimeters



## 5. Ordering information

Part Number	Package	Delivery mode
PTR20L100CT	TO-220AB	50 pieces / tube
PTR20L100CTF	ITO-220AB	50 pieces / tube
PTR20L100CTI	TO-262	50 pieces / tube
PTR20L100CTB	TO-263	800 pieces / 13" diameter reel

Note: For Halogen Free molding compound, add "H" suffix to part number above.

### Mechanical

- Molder Plastic: UL Flammability Classification Rating 94V-0
- Device Weight : 0.07 ounces (1.96grams) - TO-220AB  
0.06 ounces (1.74grams) - ITO-220AB  
0.05 ounces (1.45 grams) - TO-262  
0.04 ounces (1.16 grams) - TO-263
- Mounting Torque : Recommended 4~5 kg-cm.

PFC Device Corp reserves the right to make changes without further notice to any products herein. PFC Device Corp makes no warranty, representation or guarantee regarding the suitability of its products for any particular purpose, nor does PFC Device Corp assume any liability arising out of the application or use of any product or circuit, and specifically disclaims any and all liability, including without limitation special, consequential or incidental damages. "Typical" parameters which may be provided in PFC Device Corp data sheets and/or specifications can and do vary in different applications and actual performance may vary over time. All operating parameters, including "Typical" must be validated for each customer application by customer's technical experts. PFC Device Corp does not convey any license under its patent rights nor the rights of others. PFC Device Corp products are not designed, intended, or authorized for use as components in systems intended for surgical implant into the body, or other applications intended to support or sustain life, or for any other application in which the failure of the PFC Device Corp product could create a situation where personal injury or death may occur. Should Buyer purchase or use PFC Device Corp products for any such unintended or unauthorized application, Buyer shall indemnify and hold PFC Device Corp and its officers, employees, subsidiaries, affiliates, and distributors harmless against all claims, costs, damages, and expenses, and reasonable attorney fees arising out of, directly or indirectly, any claim of personal injury or death associated with such unintended or unauthorized use, even if such claim alleges that PFC Device Corp was negligent regarding the design or manufacture of the part.

