

# PTGL07BD330N3B51B0

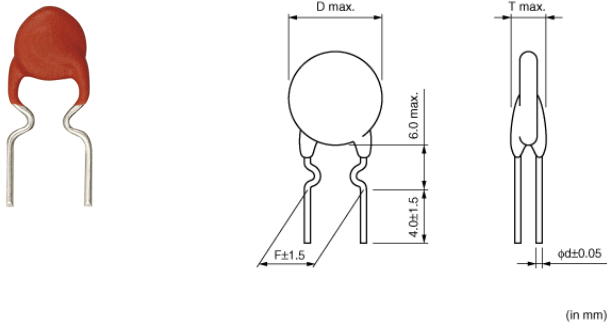
In Production

Recommended

RoHS

REACH

## Appearance & Shape



## Features

1. Best suited to meet the requirements of the short-circuit test. Quick response compared with current fuse and resistor and error-free operation are assured.
2. Small size save board space. Capable of being mounted anywhere because replacement is not required.
3. Actuates by excessive current during the short-circuit test to restrain abnormal heat generation in other circuit components and printed boards.  
This state will be maintained until the abnormal state is removed or power is turned off to reset the "POSISTOR" to the original state. Surface temperature of "POSISTOR" is kept low, below a certain value, during the actuation.
4. Non-contact design leads to long life and no noise.  
Durable and strong against mechanical vibration and shock because it is a solid element.

## Applications

Limited Usage	Consumer Grade
---------------	----------------

## Packaging Information

Packaging	Specifications	Minimum Order Quantity
B0	Bulk(Bag)	500

**Attention**  
1.This datasheet is downloaded from the website of Murata Manufacturing Co., Ltd. Therefore, it's specifications are subject to change or our products in it may be discontinued without advance notice. Please check with our sales representatives or product engineers before ordering.  
2.This datasheet has only typical specifications because there is no space for detailed specifications.  
Therefore, please review our product specifications or consult the approval sheet for product specifications before ordering.

# PTGL07BD330N3B51B0



## Specifications

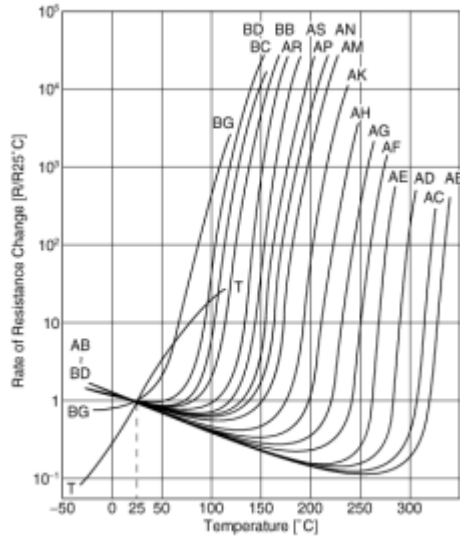
Max. Voltage	32V	d: Lead Diameter	0.6mm
Hold Current	40mA	Shape	Lead
Measure Condition of Hold Current	(at +60°C)	Mass	0.3g
Hold Current (2)	60mA		
Measure Condition of Hold Current (2)	(at +25°C)		
Trip Current	135mA		
Measure Condition of Trip Current	(at +25°C)		
Trip Current(2)	170mA		
Measure Condition of Trip Current(2)	(at -10°C)		
Max. Current	1.5A		
Resistance (25°C)	33Ω		
Resistance Value Tolerance (at 25°C)	±30%		
Power Consumption(typ)	0.8W		
Operating Temperature Range	-10°C to 60°C		
D: Outer Dimension	7.4mm		
Thickness	4mm		
F: Lead Space	5mm		

### Attention

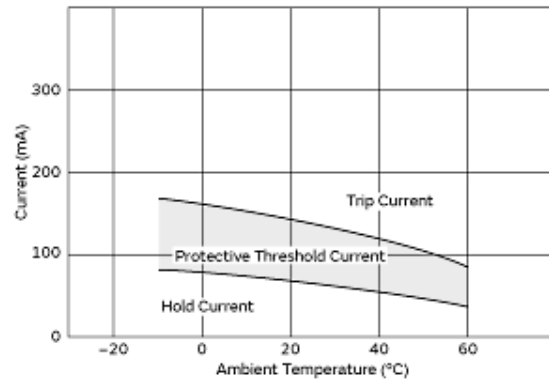
- 1.This datasheet is downloaded from the website of Murata Manufacturing Co., Ltd. Therefore, it's specifications are subject to change or our products in it may be discontinued without advance notice. Please check with our sales representatives or product engineers before ordering.
- 2.This datasheet has only typical specifications because there is no space for detailed specifications.  
Therefore, please review our product specifications or consult the approval sheet for product specifications before ordering.

# PTGL07BD330N3B51B0

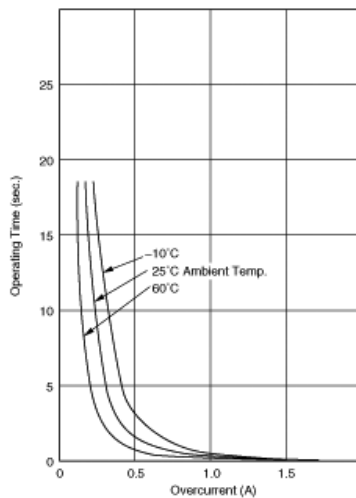
## Product Data



Resistance-Temperature Charac.



Protective Threshold Current Range



Operating Time (Typical Curve)

### Attention

- 1.This datasheet is downloaded from the website of Murata Manufacturing Co., Ltd. Therefore, it's specifications are subject to change or our products in it may be discontinued without advance notice. Please check with our sales representatives or product engineers before ordering.
- 2.This datasheet has only typical specifications because there is no space for detailed specifications. Therefore, please review our product specifications or consult the approval sheet for product specifications before ordering.