

Product Preview

MRFIC1870PP/D
Rev. 0, 02/2003

3.2 V DCS/PCS
GaAs Integrated
Power Amplifier



MRFIC1870



Package Information

Plastic Package
Case 1308
(QFN-20)

Ordering Information

Device	Device Marking	Package
MRFIC1870	1870	QFN-20

The MRFIC1870 is a single supply, RF power amplifier designed for the 2.0 W DCS/PCS handheld radios. The device is packaged in the QFN-20 package, with exposed backside pad, which allows excellent electrical and thermal performance through a solderable contact.

- Target 3.2 V Characteristics:
RF Output Power: 32 dBm Minimum
Efficiency: 42% Minimum
- Single Positive Supply Solution

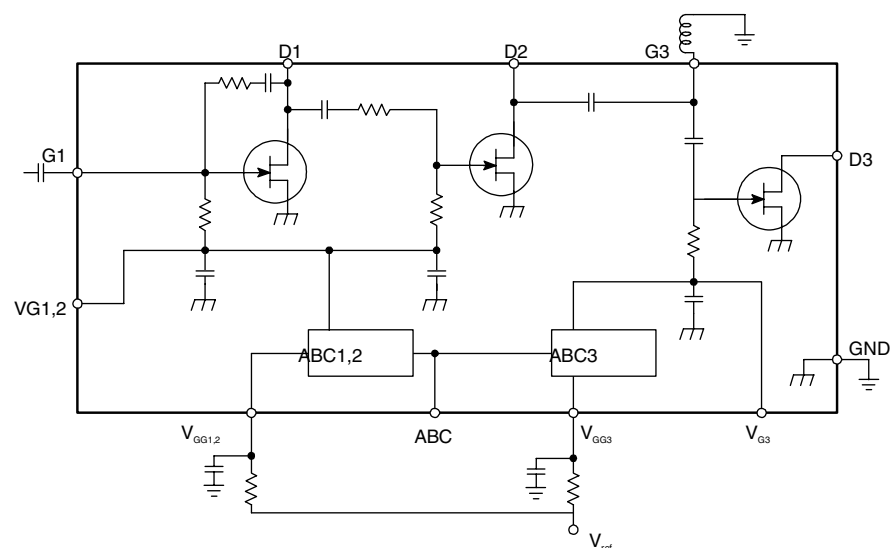


Figure 1. Functional Block Diagram

www.DataSheet4U.com

This document contains information on a product under development. Motorola reserves the right to change or discontinue this product without notice. © Motorola, Inc., 2003. All rights reserved.

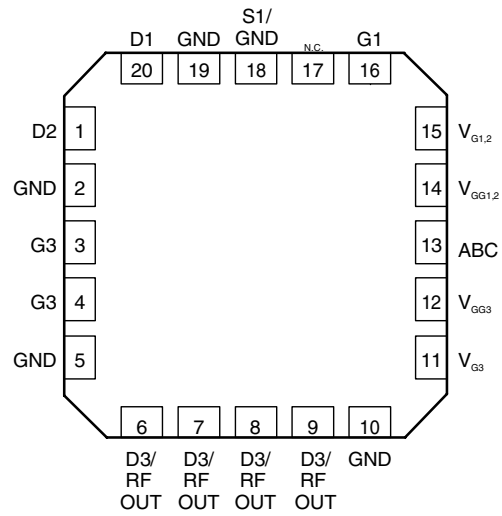
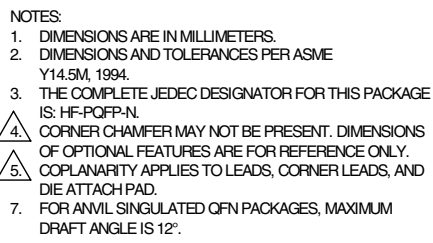


Figure 2. Contact Connections



MRFIC1870 Product Preview
For More Information On This Product,
Go to: www.freescale.com

Freescale Semiconductor, Inc.**HOW TO REACH US:****USA/EUROPE/LOCATIONS NOT LISTED:**

Motorola Literature Distribution;
P.O. Box 5405, Denver, Colorado 80217
1-303-675-2140 or 1-800-441-2447

JAPAN:

Motorola Japan Ltd.; SPS, Technical Information Center,
3-20-1, Minami-Azabu Minato-ku, Tokyo 106-8573 Japan
81-3-3440-3569

ASIA/PACIFIC:

Motorola Semiconductors H.K. Ltd.; Silicon Harbour
Centre, 2 Dai King Street, Tai Po Industrial Estate,
Tai Po, N.T., Hong Kong
852-26668334

TECHNICAL INFORMATION CENTER:

1-800-521-6274

HOME PAGE:

<http://www.motorola.com/semiconductors>

Information in this document is provided solely to enable system and software implementers to use Motorola products. There are no express or implied copyright licenses granted hereunder to design or fabricate any integrated circuits or integrated circuits based on the information in this document.

Motorola reserves the right to make changes without further notice to any products herein. Motorola makes no warranty, representation or guarantee regarding the suitability of its products for any particular purpose, nor does Motorola assume any liability arising out of the application or use of any product or circuit, and specifically disclaims any and all liability, including without limitation consequential or incidental damages. "Typical" parameters which may be provided in Motorola data sheets and/or specifications can and do vary in different applications and actual performance may vary over time. All operating parameters, including "Typicals" must be validated for each customer application by customer's technical experts. Motorola does not convey any license under its patent rights nor the rights of others. Motorola products are not designed, intended, or authorized for use as components in systems intended for surgical implant into the body, or other applications intended to support or sustain life, or for any other application in which the failure of the Motorola product could create a situation where personal injury or death may occur. Should Buyer purchase or use Motorola products for any such unintended or unauthorized application, Buyer shall indemnify and hold Motorola and its officers, employees, subsidiaries, affiliates, and distributors harmless against all claims, costs, damages, and expenses, and reasonable attorney fees arising out of, directly or indirectly, any claim of personal injury or death associated with such unintended or unauthorized use, even if such claim alleges that Motorola was negligent regarding the design or manufacture of the part.

**MOTOROLA**

Motorola and the Stylized M Logo are registered in the U.S. Patent and Trademark Office. All other product or service names are the property of their respective owners. Motorola, Inc. is an Equal Opportunity/Affirmative Action Employer.

© Motorola, Inc. 2003

MRFC1870PP/D

**For More Information On This Product,
Go to: www.freescale.com**