

SEMITOP® 4

IGBT Module

SK75GD066T

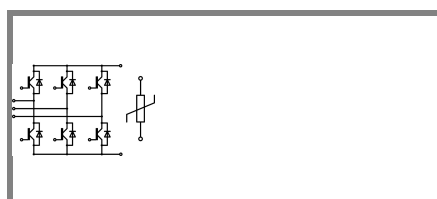
Preliminary Data

Features

- One screw mounting module
- Fully compatible with SEMITOP®1,2,3
- Improved thermal performances by aluminium oxide substrate
- Trench IGBT technology
- CAL technology FWD
- Integrated NTC temperature sensor

Typical Applications*


- Inverter up to 16 kVA
- Typ. motor power 7,5 kW



GD-T

Absolute Maximum Ratings				$T_s = 25\text{ °C}$, unless otherwise specified	
Symbol	Conditions			Values	Units
IGBT					
V_{CES}	$T_j = 25\text{ °C}$			600	V
I_C	$T_j = 175\text{ °C}$	$T_s = 25\text{ °C}$		83	A
		$T_s = 70\text{ °C}$		67	A
I_{CRM}	$I_{CRM} = 2 \times I_{Cnom}$			150	A
V_{GES}				± 20	V
t_{psc}	$V_{CC} = 360\text{ V}$; $V_{GE} \leq 20\text{ V}$; $T_j = 125\text{ °C}$ $V_{CES} < 600\text{ V}$			6	μs
Inverse Diode					
I_F	$T_j = 175\text{ °C}$	$T_s = 25\text{ °C}$		92	A
		$T_s = 70\text{ °C}$		73	A
I_{FRM}	$I_{FRM} = 2 \times I_{Fnom}$			150	A
Module					
$I_{t(RMS)}$					A
T_{vj}				-40 ... +175	$^{\circ}\text{C}$
T_{stg}				-40 ... +125	$^{\circ}\text{C}$
V_{isol}	AC, 1 min.			2500	V

Characteristics			T _s = 25 °C, unless otherwise specified			
Symbol	Conditions		min.	typ.	max.	Units
IGBT						
V _{GE(th)}	V _{GE} = V _{CE} , I _C = 1,2 mA		5	5,8	6,5	V
I _{CES}	V _{GE} = 0 V, V _{CE} = V _{CES} T _j = 25 °C T _j = 125 °C				0,0038	mA mA
I _{GES}	V _{CE} = 0 V, V _{GE} = 20 V T _j = 25 °C T _j = 125 °C				600	nA nA
V _{CE0}	T _j = 25 °C T _j = 150 °C			0,8 0,7	1,1 1	V V
r _{CE}	V _{GE} = 15 V T _j = 25°C T _j = 150°C			8 12,7	10 14	mΩ mΩ
V _{CE(sat)}	I _{Cnom} = 75 A, V _{GE} = 15 V T _j = 25°C _{chiplev.} T _j = 150°C _{chiplev.}			1,45 1,65	1,85 2,05	V V
C _{ies} C _{oes} C _{res}	V _{CE} = 25, V _{GE} = 0 V f = 1 MHz			4,7 0,3 0,145		nF nF nF
t _{d(on)} t _r E _{on}	R _{Gon} = 16 Ω di/dt = 2250 A/μs	V _{CC} = 300V I _C = 75A		95 50 3,1		ns ns mJ
t _{d(off)} t _f E _{off}	R _{Goff} = 16 Ω di/dt = 2250 A/μs	T _j = 150 °C V _{GE} = -7/+15 V		541 70 2,8		ns ns mJ
R _{th(j-s)}	per IGBT			0,75		K/W



SEMITOP® 4

IGBT Module

SK75GD066T

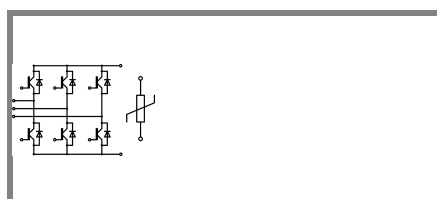
Preliminary Data

Features

- One screw mounting module
- Fully compatible with SEMITOP®1,2,3
- Improved thermal performances by aluminium oxide substrate
- Trench IGBT technology
- CAL technology FWD
- Integrated NTC temperature sensor

Typical Applications*

- Inverter up to 16 kVA
- Typ. motor power 7,5 kW

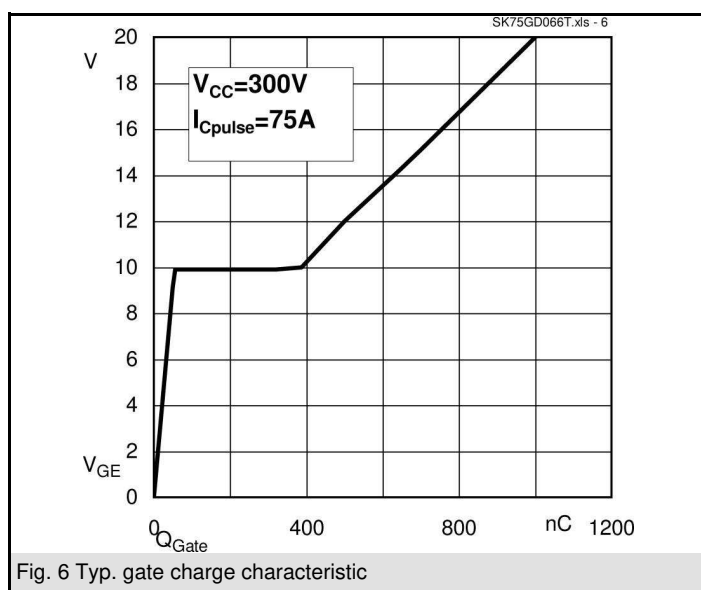
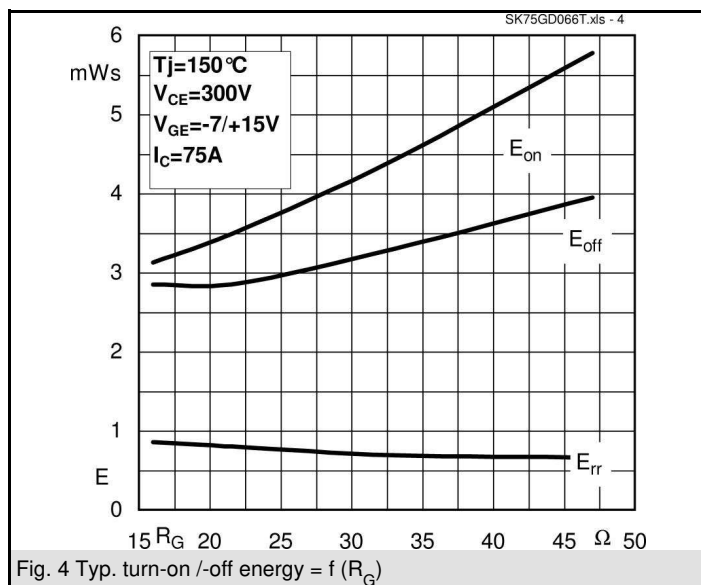
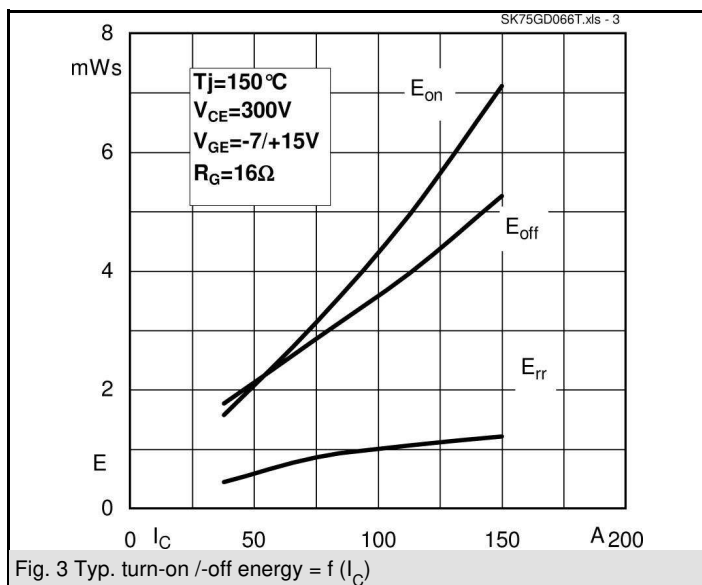
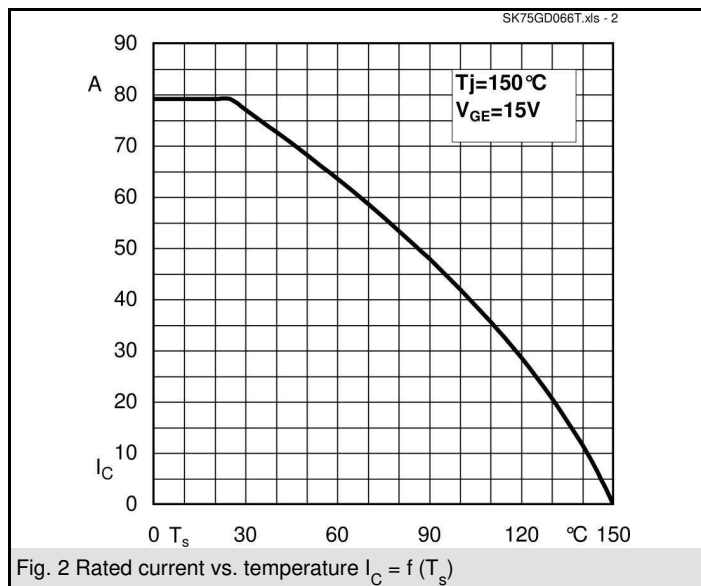
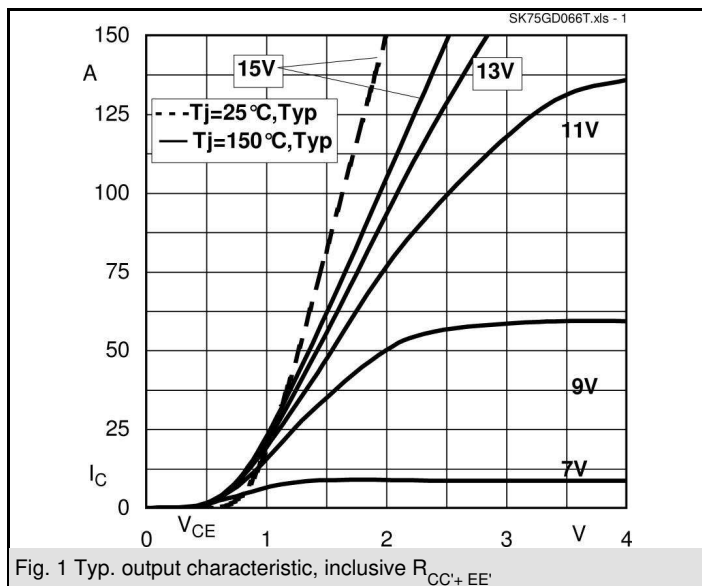


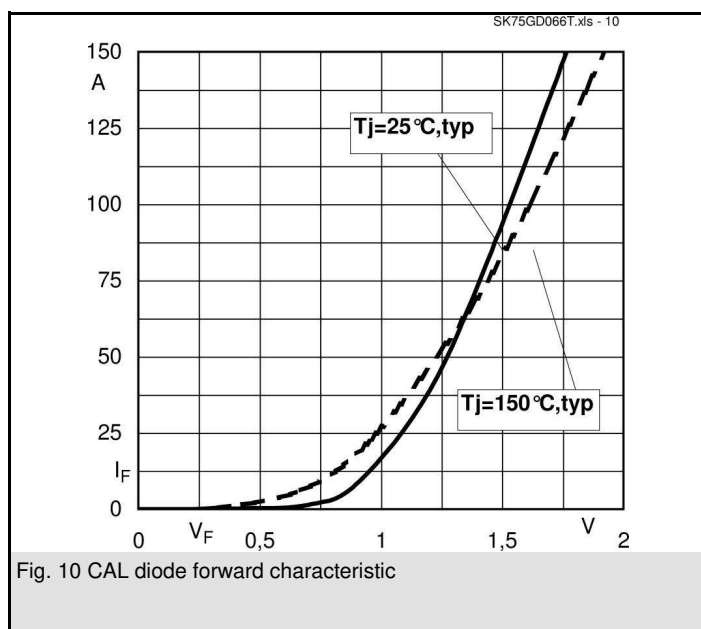
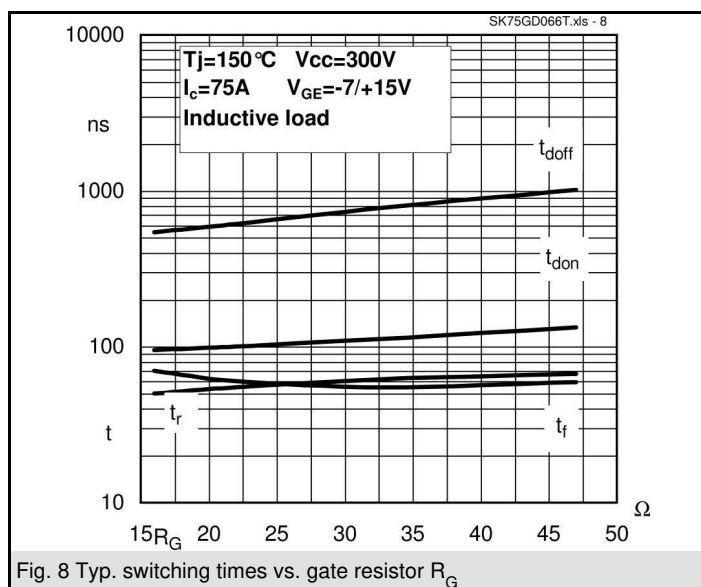
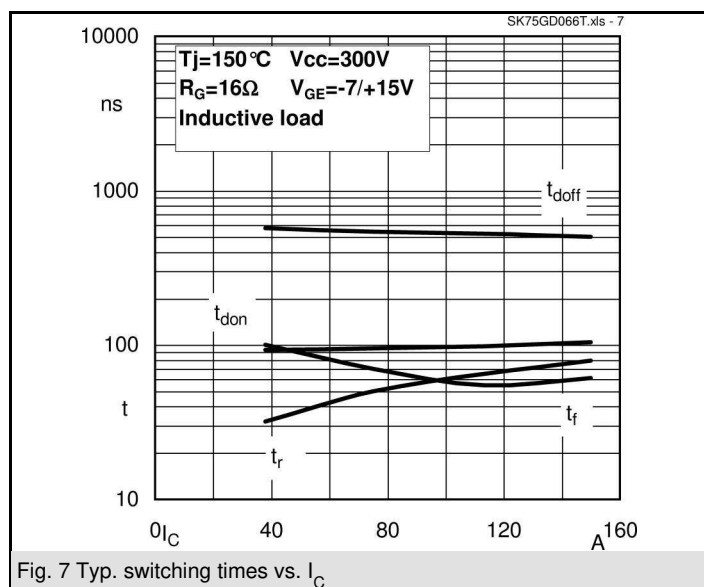
GD-T

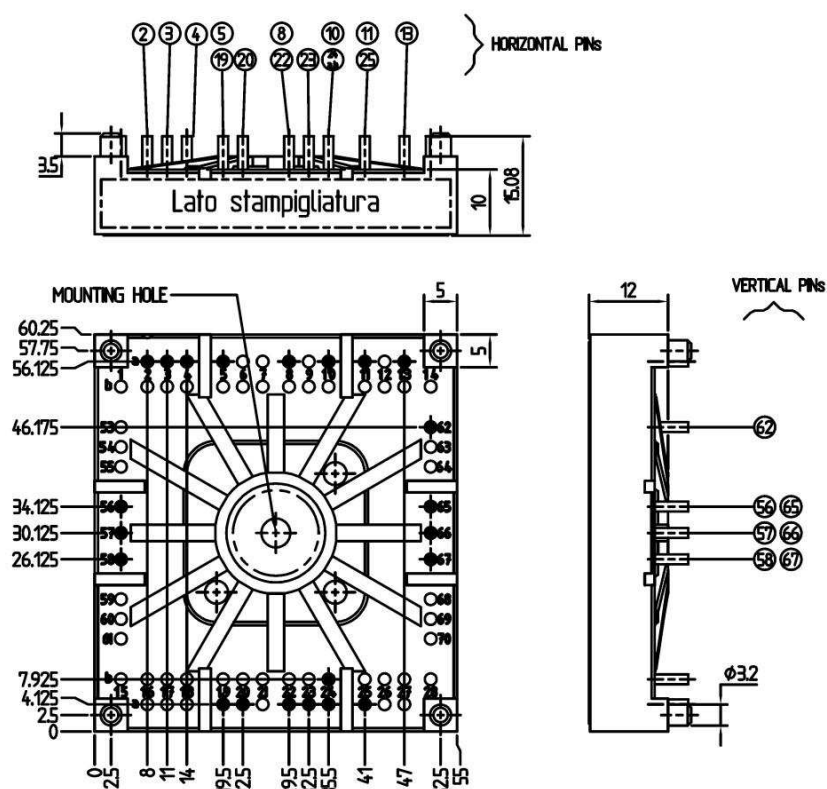
Characteristics		min.	typ.	max.	Units
Symbol	Conditions				
Inverse Diode					
$V_F = V_{EC}$	$I_{Fnom} = 60 \text{ A}; V_{GE} = 0 \text{ V}$				
	$T_j = 25 \text{ }^{\circ}\text{C}_{chiplev.}$		1,35		V
	$T_j = 150 \text{ }^{\circ}\text{C}_{chiplev.}$		1,31		V
V_{F0}					V
	$T_j = 25 \text{ }^{\circ}\text{C}$				V
	$T_j = 150 \text{ }^{\circ}\text{C}$		0,85		V
r_F					mΩ
	$T_j = 25 \text{ }^{\circ}\text{C}$				mΩ
	$T_j = 150 \text{ }^{\circ}\text{C}$		7,8		mΩ
I_{RRM}	$I_F = 75 \text{ A}$		60		A
Q_{rr}	$di/dt = 2250 \text{ A}/\mu\text{s}$		6		μC
E_{rr}	$V_{CC} = 300\text{V}$		0,85		mJ
$R_{th(j-s)D}$	per diode		1,2		K/W
M_s	to heat sink	2,5		2,75	Nm
w			60		g
Temperature sensor					
R_{100}	$T_s = 100^{\circ}\text{C} (R_{25}=5\text{k}\Omega)$		493±5%		Ω

This is an electrostatic discharge sensitive device (ESDS), international standard IEC 60747-1, Chapter IX.

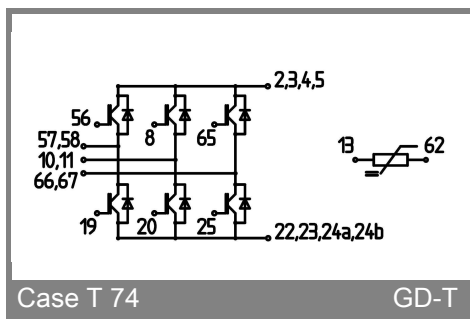
* The specifications of our components may not be considered as an assurance of component characteristics. Components have to be tested for the respective application. Adjustments may be necessary. The use of SEMIKRON products in life support appliances and systems is subject to prior specification and written approval by SEMIKRON. We therefore strongly recommend prior consultation of our personal.







Case T74 (Suggested hole diameter for the solder pins in the circuit board: 2mm. Suggested hole diameter for the mounting pins in the circuit board: 3,6mm)



Case T 74

GD-T