



Discontinued Product

MBF9411B/9412B

Surface Acoustic Wave (SAW) Filters for Mobile and Portable Phones

September 1998



Oki Semiconductor

MBF9411B/9412B

Surface Acoustic Wave (SAW) Filters

DESCRIPTION

The new MBF9411B/9412B Surface Acoustic Wave (SAW) filters use Oki's third generation design and manufacturing technology to achieve a high out-of-band attenuation, low insertion loss, and low manufacturing cost in an industry standard 6-pin package, 1.2-mm thick and 3.0-mm square.

These 50- Ω matched bandpass microwave RF filters are designed for the worldwide standard wireless voice and data communications frequencies being used by cellular and wireless local-loop service providers. They have achieved design acceptance by leading wireless handset manufacturers in North America, Europe, and Asia.

Oki's lowest insertion loss SAW filters and high performance GaAs devices are used to reduce transmitter complexity. Receiver designs can be simplified by using the higher Tx frequency attenuation SAW filters.

These devices take advantage of Oki's 16-year plus RF communications component manufacturing experience and very high volume manufacturing capability to meet customer demands.

FEATURES

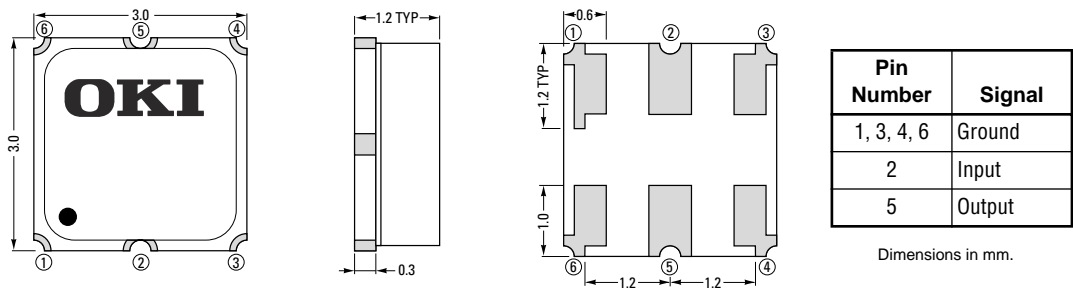
- Low insertion loss
- Small size, light weight
- 50- Ω matched
- 6-pin SMD package
- High reliability

SAW Filter Summary ^[1]

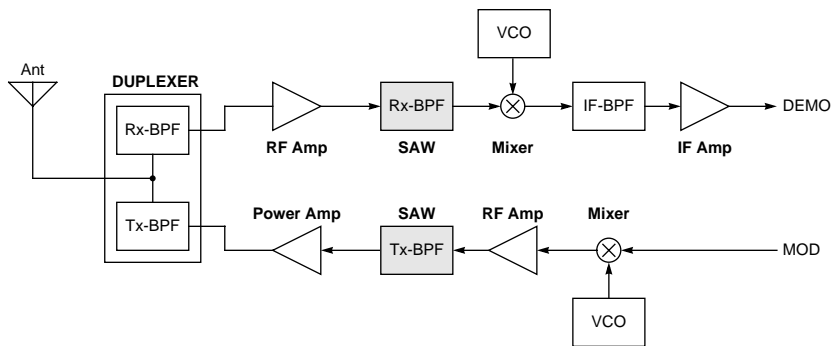
Part Number	Description	Pass Frequency (MHz)	Insertion Loss (dB)	Stop Frequency (MHz)	Attenuation (dB)
MBF9411B	CDMA Transmit Filter	824 to 849	<3.5	869 to 1049	>30
MBF9412B	CDMA Receive Filter	869 to 894	<3.5	779 to 849	>30

1. All parts in 6-pin ceramic square package (3.0 mm x 3.0 mm) by 1.2-mm thick with system matched 50- Ω I/O

PIN CONFIGURATION



BLOCK DIAGRAM



ELECTRICAL CHARACTERISTICS

MBF9411B Electrical Characteristics (-40 to +85°C)

Parameter	Frequency (MHz)	Min.	Max.	Units
Center Frequency (F_C)	Fr 836.5	—	—	MHz
Bandwidth (BW)	Fr ± 12.5	—	—	MHz
Insertion Loss across BW	824 to 849	—	3.5	dB
Return Loss across BW		8.5	—	dB
Stop Band Attenuation	0.3 to 850	28	—	dB
	869 to 1049	30	—	dB
	1049 to 2000	20	—	dB
Terminating Impedance		—	50	ohms

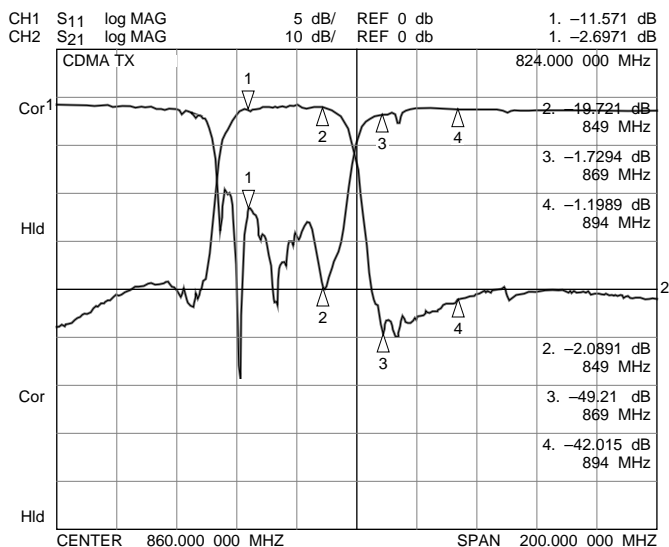


Figure 1. MBF9411B Frequency Response

MBF9412B Electrical Characteristics (-30 to +85°C)

Parameter	Frequency (MHz)	Min.	Max.	Units
Center Frequency (F_C)	Ft 881.5	—	—	MHz
Bandwidth (BW)	Fr ± 12.5	—	—	MHz
Insertion Loss across BW	869 to 894	—	3.5	dB
Ripple across BW		—	2.0	dB
VSWR across BW		—	2.0	dB
Stop Band Attenuation	500 to 779	25	—	dB
	779 to 849	30	—	dB
	914 to 939	20	—	dB
	939 to 1049	35	—	dB
	1049 to 2000	25	—	dB
Terminating Impedance		—	50	ohms

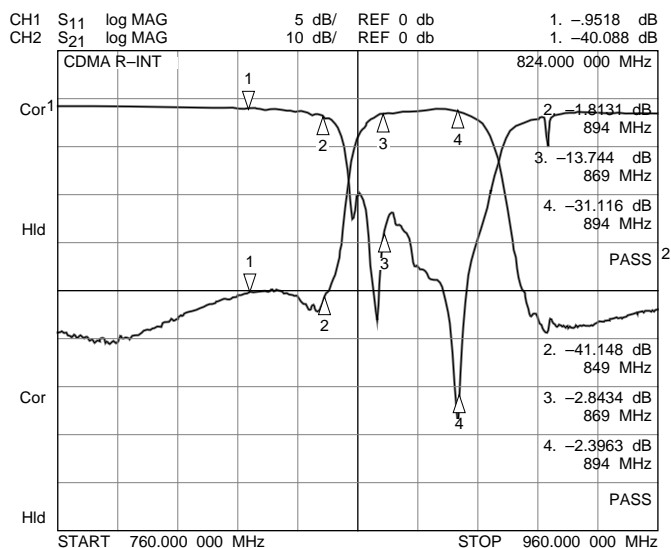


Figure 2. MBF9412B Frequency Response

The information contained herein can change without notice owing to product and/or technical improvements.

Please make sure before using the product that the information you are referring to is up-to-date.

The outline of action and examples of application circuits described herein have been chosen as an explanation of the standard action and performance of the product. When you actually plan to use the product, please ensure that the outside conditions are reflected in the actual circuit and assembly designs.

Oki assumes no responsibility or liability whatsoever for any failure or unusual or unexpected operation resulting from misuse, neglect, improper installation, repair, alteration or accident, improper handling, or unusual physical or electrical stress including, but not limited to, exposure to parameters outside the specified maximum ratings or operation outside the specified operating range.

Neither indemnity against nor license of a third party's industrial and intellectual property right, etc. is granted by us in connection with the use of product and/or the information and drawings contained herein. No responsibility is assumed by us for any infringement of a third party's right which may result from the use thereof.

When designing your product, please use our product below the specified maximum ratings and within the specified operating ranges, including but not limited to operating voltage, power dissipation, and operating temperature.

The products listed in this document are intended for use in general electronics equipment for commercial applications (e.g., office automation, communication equipment, measurement equipment, consumer electronics, etc.). These products are not authorized for use in any system or application that requires special or enhanced quality and reliability characteristics nor in any system or application where the failure of such system or application may result in the loss or damage of property or death or injury to humans. Such applications include, but are not limited to: traffic control, automotive, safety, aerospace, nuclear power control, and medical, including life support and maintenance.

Certain parts in this document may need governmental approval before they can be exported to certain countries. The purchaser assumes the responsibility of determining the legality of export of these parts and will take appropriate and necessary steps, at their own expense, for export to another country.

Copyright 1997 Oki Semiconductor

Oki Semiconductor reserves the right to make changes in specifications at anytime and without notice. This information furnished by Oki Semiconductor in this publication is believed to be accurate and reliable. However, no responsibility is assumed by Oki Semiconductor for its use; nor for any infringements of patents or other rights of third parties resulting from its use. No license is granted under any patents or patent rights of OKI.



Oki REGIONAL SALES OFFICES

Northwest Area

785 N. Mary Avenue
Sunnyvale, CA 94086
Tel: 408/720-8940
Fax: 408/720-8965

Southwest Area

2302 Martin Street
Suite 250
Irvine, CA 92715
Tel: 714/752-1843
Fax: 714/752-2423

Northeast Area

138 River Road
Shattuck Office Center
Andover, MA 01810
Tel: 508/688-8687
Fax: 508/688-8896

Southeast Area

1590 Adamson Parkway
Suite 220
Morrow, GA 30260
Tel: 404/960-9660
Fax: 404/960-9682

Oki Web Site:

<http://www.okisemi.com>

Oki FAX Service:

Call toll free 1-800-OKI-6994

Oki Stock No: 320075-001



Oki Semiconductor

Corporate Headquarters

785 N. Mary Avenue
Sunnyvale, CA 94086-2909
Tel: 408/720-1900
Fax: 408/720-1948