

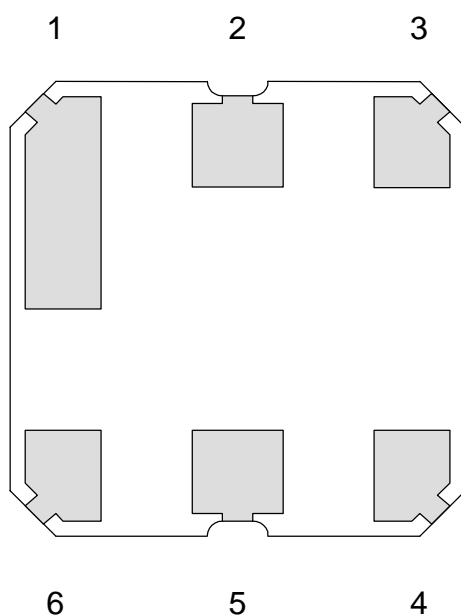
MBF9402B**Preliminary**SAW Band Pass Filter for US-PCS

GENERAL DESCRIPTION

The MBF9402B SAW band pass filter is available for PCS system, receive path. This SAW filter has very low insertion loss, and external matching circuits are not required.

FEATURES

- High frequency filter
- PKG I/O Impedance: 50 Ω
- Ceramic Package for Surface Mounted Technology (SMT)

PIN CONFIGURATION (BOTTON VIEW)

TERMINAL
2: INPUT
5: OUTPUT
1,3,4,6: GROUND

OKI Semiconductor**MBF9402B****ABSOLUTE MAXIMUM RATINGS**

Parameter	Symbol	Rating	Unit
Operating temperature	T _a	−30 to +85	°C
Storage temperature	T _{STG}	−40 to +85	°C
Maximum Input Power	T _{IN}	20	mW

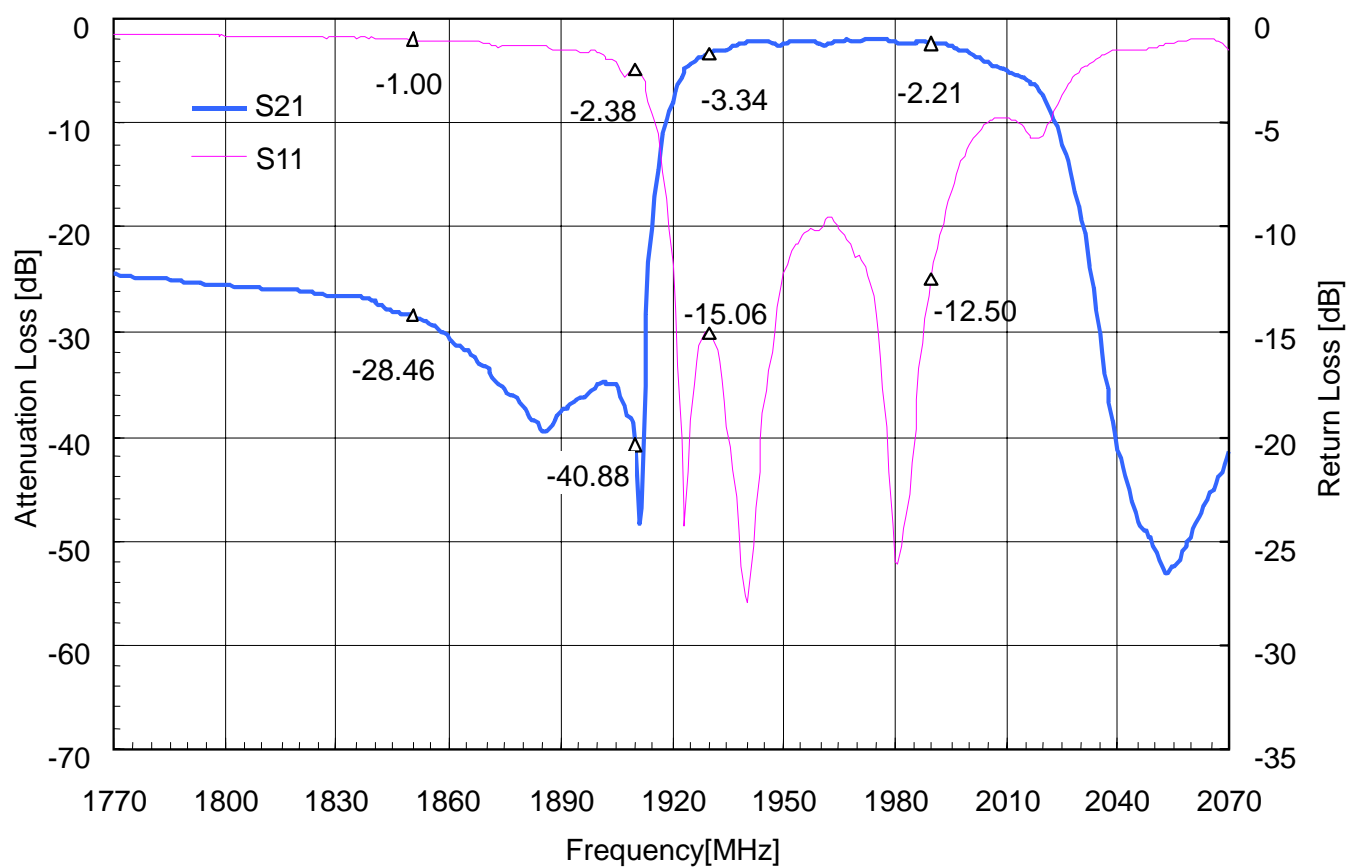
RECOMMENDED OPERATING CONDITIONS

Parameter	Symbol	Rating	Unit
Operating temperature	T _a	−30 to +85	°C

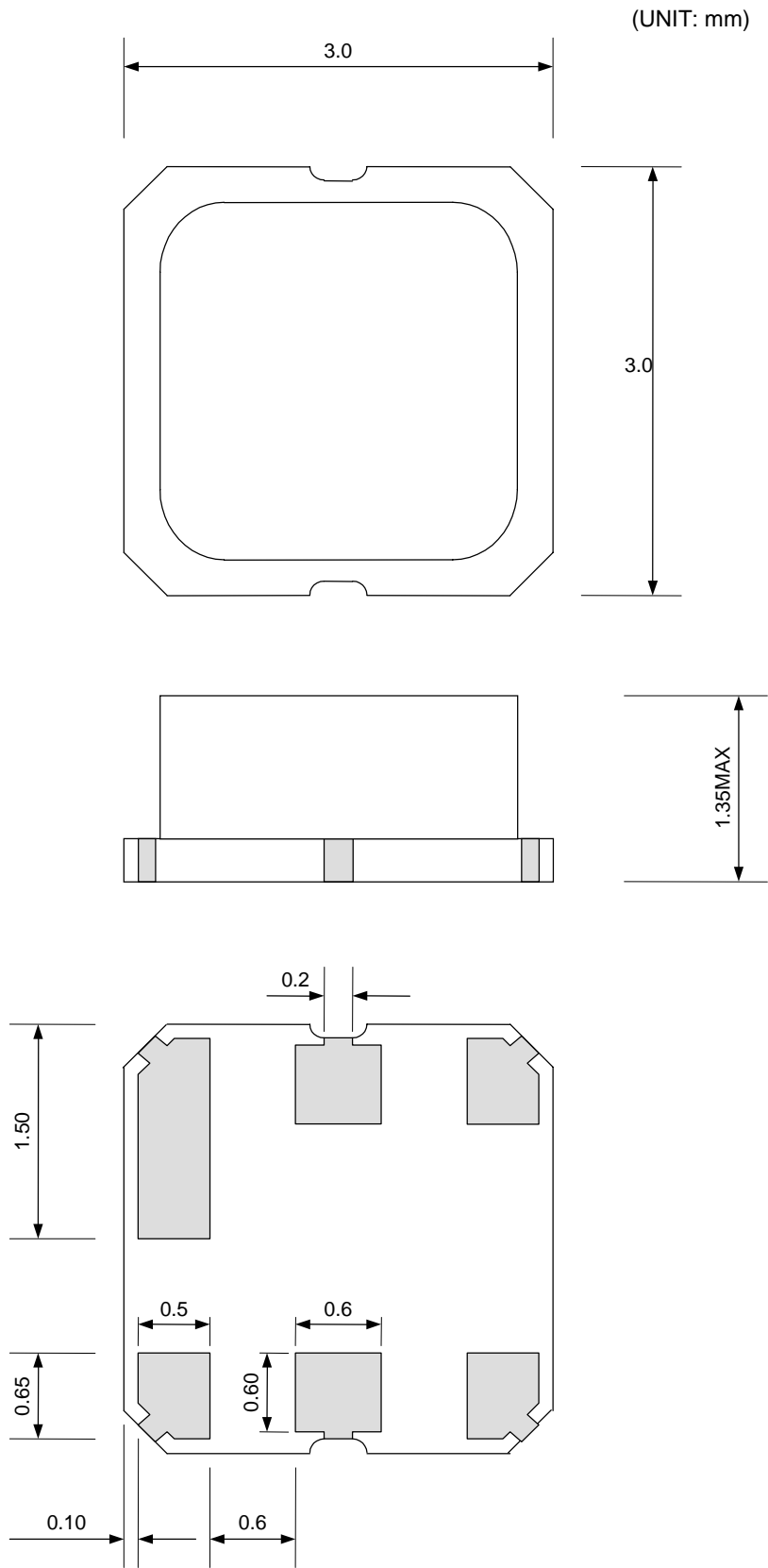
ELECTRICAL CHARACTERISTICST_a = −30 to +85°C

Parameter	Frequency [MHz]	Min.	Typ.	Max.	Unit
Insertion Loss	1930 to 1990	—	3.5	5.0	dB
Ripple		—	1.4	3.0	dB
V.S.W.R		—	2.0	2.5	—
Absolute Attenuation	1509 to 1570	20	22	—	dB
	1720 to 1780	20	23	—	dB
	1850 to 1910	15	27	—	dB
	2058 to 2118	25	29	—	dB
Terminating Impedance		50			Ω

TYPICAL CHARACTERISTI



PACKAGE DIMENSIONS



NOTICE

1. The information contained herein can change without notice owing to product and/or technical improvements. Before using the product, please make sure that the information being referred to is up-to-date.
2. The outline of action and examples for application circuits described herein have been chosen as an explanation for the standard action and performance of the product. When planning to use the product, please ensure that the external conditions are reflected in the actual circuit, assembly, and program designs.
3. When designing your product, please use our product below the specified maximum ratings and within the specified operating ranges including, but not limited to, operating voltage, power dissipation, and operating temperature.
4. Oki assumes no responsibility or liability whatsoever for any failure or unusual or unexpected operation resulting from misuse, neglect, improper installation, repair, alteration or accident, improper handling, or unusual physical or electrical stress including, but not limited to, exposure to parameters beyond the specified maximum ratings or operation outside the specified operating range.
5. Neither indemnity against nor license of a third party's industrial and intellectual property right, etc. is granted by us in connection with the use of the product and/or the information and drawings contained herein. No responsibility is assumed by us for any infringement of a third party's right which may result from the use thereof.
6. The products listed in this document are intended for use in general electronics equipment for commercial applications (e.g., office automation, communication equipment, measurement equipment, consumer electronics, etc.). These products are not authorized for use in any system or application that requires special or enhanced quality and reliability characteristics nor in any system or application where the failure of such system or application may result in the loss or damage of property, or death or injury to humans. Such applications include, but are not limited to, traffic and automotive equipment, safety devices, aerospace equipment, nuclear power control, medical equipment, and life-support systems.
7. Certain products in this document may need government approval before they can be exported to particular countries. The purchaser assumes the responsibility of determining the legality of export of these products and will take appropriate and necessary steps at their own expense for these.
8. No part of the contents contained herein may be reprinted or reproduced without our prior permission.

Copyright 2000 Oki Electric Industry Co., Ltd.