www.DataSheet4U.com

LEDTRONICS,Inc
TELE:213-676-7996
FAX: 213-676-0108

17.8mm DIGIT HEIGHT

0.7"-5x7 LED DOT MATRIX

STD RED, HI-RED, HI-EFF RED/YELLOW/GREEN

LEDTRONICS PART NO. LTP-				LED RADIATION COLOR	ABSOLUTE MAXIMUM RATINGS Ta=25°C					ELECTRO-OPTICAL CHARACTERISTICS Ta=25°C					
ANODE COLUMN	SECOND SOURCE	CATHODE COLUMN	SECOND SOURCE		Pd mW	Ifp mA	If mA	Vr V	Topr °C	If mA	IvTYP µcd	VfTYP V	VfMAX V	IrMAX µA	λP nm
747R	BM07157MD	757R	BM07157ND	STD RED	45	120	20	5	-25to+85	10	450	1.7	2.0	100	655
747PR	BM07657MD	757PR	BM07657ND	HI-RED	30	40	12	5	-25to+85	10	600	2.1	2.8	100	697
747HR	BM07457MD	757HR	BM07457ND	HI-EFF RED	60	80	20	5	-25to+85	10	1800	2.1	2.8	100	635
747E	BM07457MD	757E	BM07457ND	ORANGE	60	80	20	5	-25to+85	10	1800	2.1	2.8	100	630
747Y	BM07357MD	757Y	BM07357ND	YELLOW	50	60	12	5	-25to+85	10	1300	2.1	2.8	100	585
747G	BM07257MD	757G	BM07257ND	GREEN	60	80	20	5	-25to+85	10	1800	2.1	2.8	100	565
	BM07657MD		BM07657ND	ULTRA RED	55	55	25	5	-25to+85	20	2000	1.7	2.1	100	660

NOTE: ULTRA RED IS GaAlAs LOW POWER HIGH INTENSITY RED

ALL PARAMETERS ARE PER DOT

PACKAGE DIMENSIONS

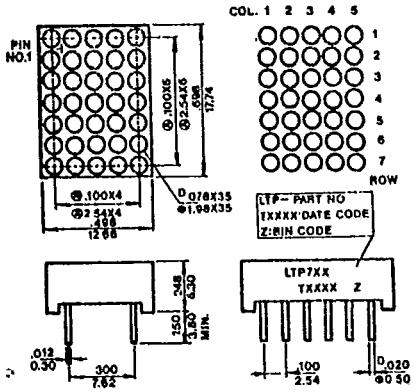

INTERNAL CIRCUIT DIAGRAM

LTP—747

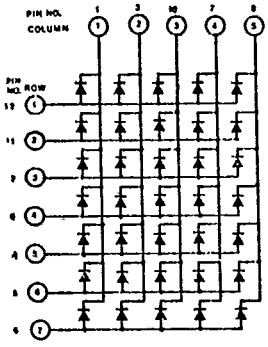

LTP—757

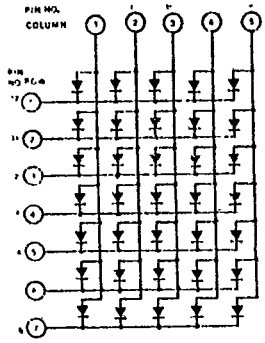

NOTE: All dimensions are in $\frac{\text{inches}}{\text{millimeters}}$, tolerance is $\frac{0.010''}{0.25\text{mm}}$ unless otherwise noted.

PIN FUNCTION

PIN NO	CONNECTION LTP-747	CONNECTION LTP-757
1	ANODE COLUMN 1	CATHODE COLUMN 1
2	CATHODE ROW 3	ANODE ROW 3
3	ANODE COLUMN 2	CATHODE COLUMN 2
4	CATHODE ROW 5	ANODE ROW 5
5	CATHODE ROW 6	ANODE ROW 6
6	CATHODE ROW 7	ANODE ROW 7
7	ANODE COLUMN 4	CATHODE COLUMN 4
8	ANODE COLUMN 5	CATHODE COLUMN 5
9	CATHODE ROW 4	ANODE ROW 4
10	ANODE COLUMN 3	CATHODE COLUMN 3
11	CATHODE ROW 2	ANODE ROW 2
12	CATHODE ROW 1	ANODE ROW 1