

# isc Silicon NPN Power Transistor

## KSH47

### DESCRIPTION

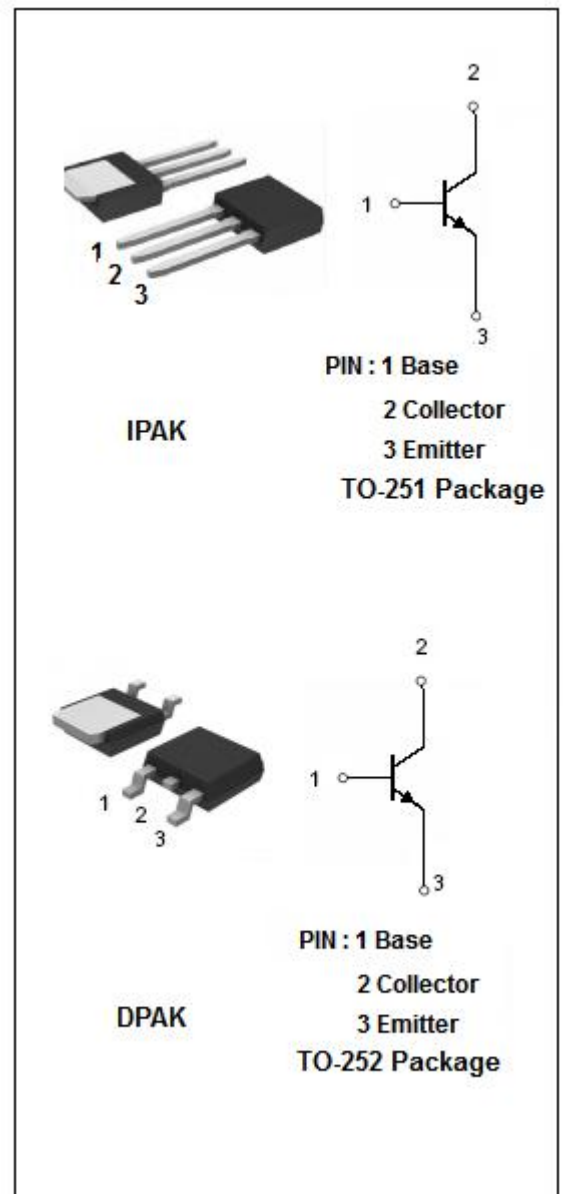
- Lead formed for surface mount applications(NO suffix)
- Straight lead(IPAK, “—I” suffix)
- Electrically similar to popular TIP47
- High voltage and high reliability
- 100% avalanche tested
- Minimum Lot-to-Lot variations for robust device performance and reliable operation

### APPLICATIONS

- designed for line operated audio output amplifier

### ABSOLUTE MAXIMUM RATINGS( $T_a=25^{\circ}\text{C}$ )

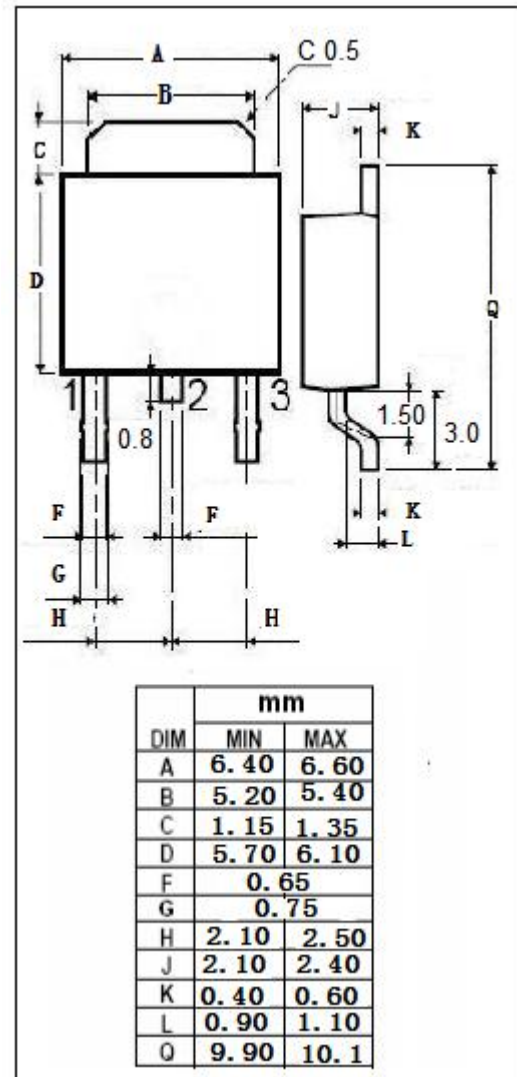
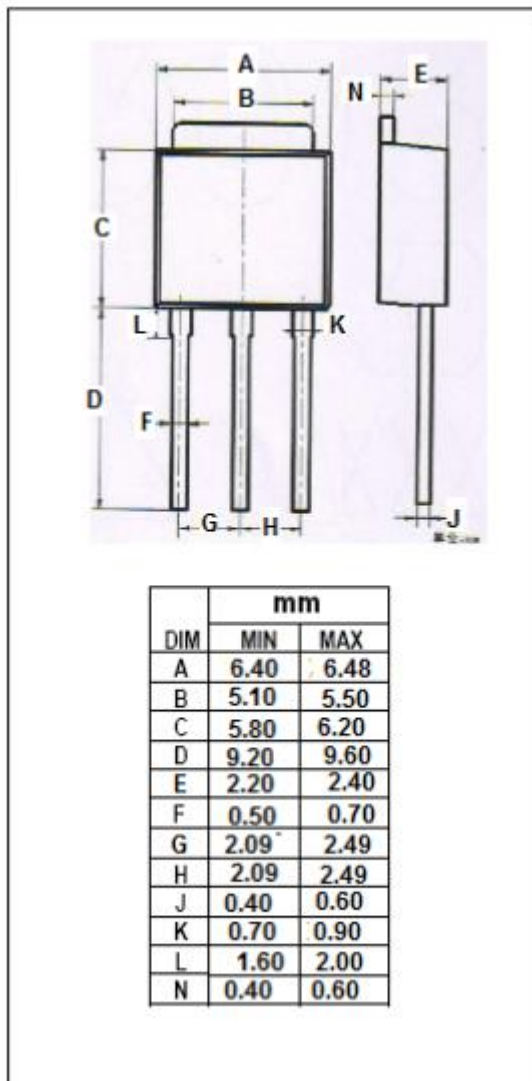
SYMBOL	PARAMETER	VALUE	UNIT
$V_{CBO}$	Collector-Base Voltage	350	V
$V_{CEO}$	Collector-Emitter Voltage	250	V
$V_{EBO}$	Emitter-Base Voltage	5	V
$I_C$	Collector Current-Continuous	1	A
$I_{CP}$	Collector Current-Pulse	2	A
$P_C$	Total Power Dissipation @ $T_a=25^{\circ}\text{C}$	1.56	W
$P_C$	Total Power Dissipation @ $T_C=25^{\circ}\text{C}$	15	W
$T_J$	Junction Temperature	150	$^{\circ}\text{C}$
$T_{stg}$	Storage Temperature Range	-55~150	$^{\circ}\text{C}$



**isc Silicon NPN Power Transistor****KSH47****ELECTRICAL CHARACTERISTICS****T<sub>c</sub>=25°C unless otherwise specified**

SYMBOL	PARAMETER	CONDITIONS	MIN	TYP	MAX	UNIT
V <sub>(BR)CEO</sub> *	Collector-Emitter Breakdown Voltage	I <sub>C</sub> = 30mA; I <sub>B</sub> = 0	250			V
V <sub>CE(sat)</sub> *	Collector-Emitter Saturation Voltage	I <sub>C</sub> =1A; I <sub>B</sub> = 200mA			1.0	V
V <sub>BE(on)</sub> *	Base-Emitter On Voltage	I <sub>C</sub> = 1A; V <sub>CE</sub> =10V			1.5	V
I <sub>CEO</sub>	Collector Cutoff Current	V <sub>CE</sub> = 150V; I <sub>E</sub> = 0			0.2	mA
I <sub>EBO</sub>	Emitter Cutoff Current	V <sub>EB</sub> = 5V; I <sub>C</sub> = 0			1	mA
h <sub>FE1</sub> *	DC Current Gain	I <sub>C</sub> = 0.3A; V <sub>CE</sub> = 10 V	30		150	
h <sub>FE2</sub> *	DC Current Gain	I <sub>C</sub> = 1A; V <sub>CE</sub> = 10 V	10			
f <sub>T</sub>	Current-Gain—Bandwidth Product	I <sub>C</sub> = 0.2A; V <sub>CE</sub> = 10V	10			MHz

\*:Pulse test PW≤300us,duty cycle≤2%

**isc Silicon NPN Power Transistor**
**KSH47**
**Outline Drawing**

**NOTICE:**

ISC reserves the rights to make changes of the content herein the datasheet at any time without notification. The information contained herein is presented only as a guide for the applications of our products.

ISC products are intended for usage in general electronic equipment. The products are not designed for use in equipment which require specialized quality and/or reliability, or in equipment which could have applications in hazardous environments, aerospace industry, or medical field. Please contact us if you intend our products to be used in these special applications.

ISC makes no warranty or guarantee regarding the suitability of its products for any particular purpose, nor does ISC assume any liability arising from the application or use of any products, and specifically disclaims any and all liability, including without limitation special, consequential or incidental damages.