

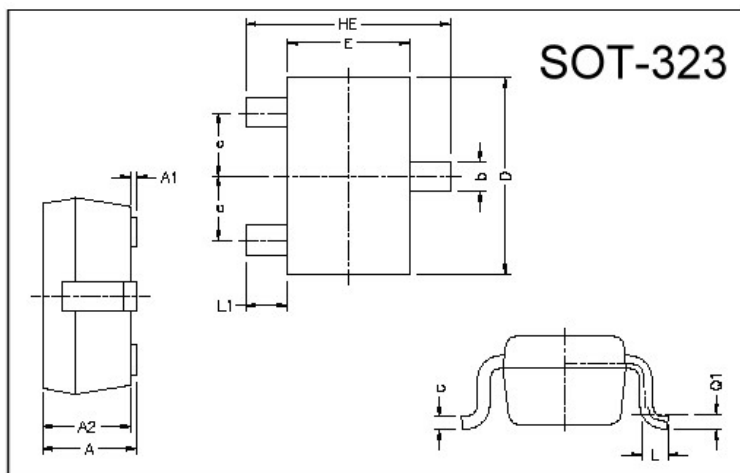
GS411SD

SURFACE MOUNT, SCHOTTKY BARRIER DIODE
VOLTAGE 40V, CURRENT 0.5A

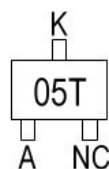
Description

The GS411SD is designed for low power rectification.

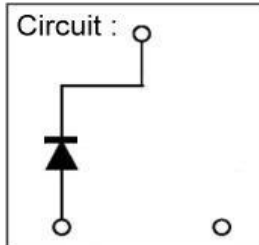
Package Dimensions



Marking :



Circuit :



REF.	Millimeter		REF.	Millimeter	
	Min.	Max.		Min.	Max.
A	0.80	1.10	L1	0.42 REF.	
A1	0	0.10	L	0.15	0.35
A2	0.80	1.00	b	0.25	0.40
D	1.80	2.20	c	0.10	0.25
E	1.15	1.35	e	0.65 REF.	
HE	1.80	2.40	Q1	0.15 BSC.	

Absolute Maximum Ratings at TA = 25°C

Parameter	Symbol	Ratings	Unit
Junction Temperature	Tj	+125	°C
Storage Temperature	Tstg	-40 ~ +125	°C
Maximum Recurrent Peak Reverse Voltage	VRRM	40	V
Maximum RMS Voltage	VRMS	28	V
Maximum DC Blocking Voltage	VDC	20	V
Peak Forward Surge Current at 8.3mSec single half sine-wave	IFSM	3.0	A
Typical Junction Capacitance between Terminal (Note 1)	CJ	20	pF
Maximum Average Forward Rectified Current	Io	0.5	A
Total Power Dissipation	PD	225	mW

Electrical Characteristics (at TA = 25°C unless otherwise noted)

Parameter	Symbol	Min.	Typ.	Max.	Unit	Test Conditions
Reverse Breakdown Voltage	V(BR)R	40	-	-	V	IR=100μA
Maximum Instantaneous Forward Voltage	VF	-	-	300	mV	IF1=10mA
		-	-	500		IF2=500mA
Maximum Average Reverse Current	IR	-	-	30	μA	VR=10V

Notes: 1. Measured at 1.0 MHz and applied reverse voltage of 10 volts.

2. ESD sensitive product handling required.

Characteristics Curve

FIG. 1 - FORWARD CHARACTERISTICS

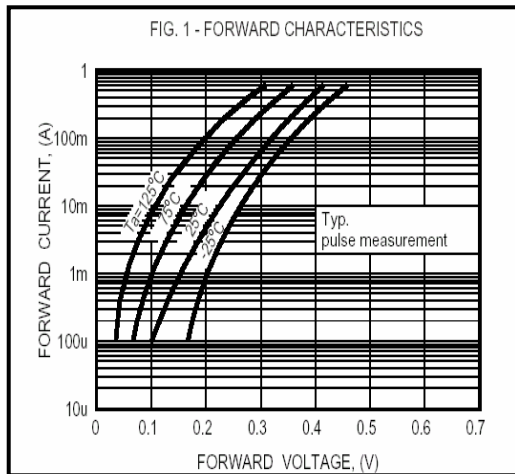


FIG. 2 - REVERSE CHARACTERISTICS

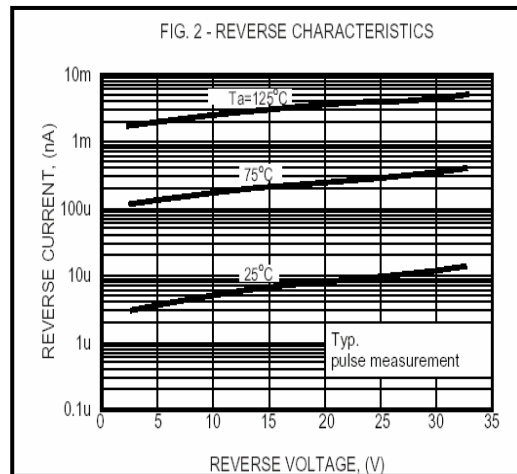
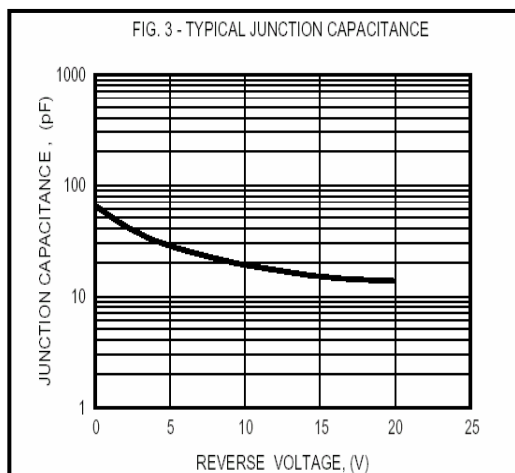


FIG. 3 - TYPICAL JUNCTION CAPACITANCE

**Important Notice:**

- All rights are reserved. Reproduction in whole or in part is prohibited without the prior written approval of GTM.
- GTM reserves the right to make changes to its products without notice.
- GTM semiconductor products are not warranted to be suitable for use in life-support Applications, or systems.
- GTM assumes no liability for any consequence of customer product design, infringement of patents, or application assistance.

Head Office And Factory:

- **Taiwan:** No. 17-1 Tatung Rd. Fu Kou Hsin-Chu Industrial Park, Hsin-Chu, Taiwan, R. O. C.
TEL : 886-3-597-7061 FAX : 886-3-597-9220, 597-0785
- **China:** (201203) No.255, Jang-Jiang Tsai-Lueng RD. , Pu-Dung-Hsin District, Shang-Hai City, China
TEL : 86-21-5895-7671 ~ 4 FAX : 86-21-38950165