

ESAD25M(C,N,D)(15A) 富士小電力ダイオード

高速整流ダイオード

FAST RECOVERY DIODE

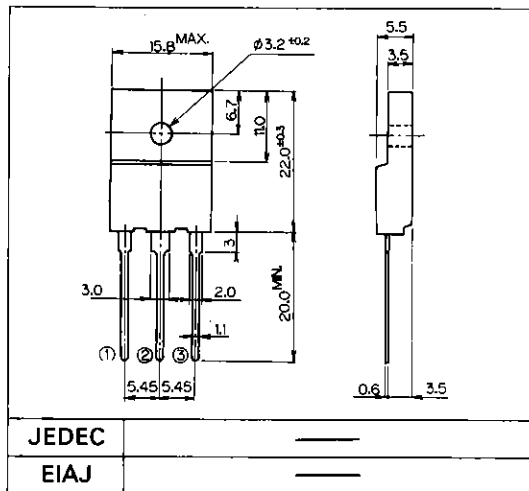
■ 特長 : Features

- 取り付け面が絶縁されたフルモードタイプ
Insulated package by fully molding.
- メサ形のため耐圧が高い
High voltage by mesa design.
- 高信頼性
High reliability

■ 用途 : Applications

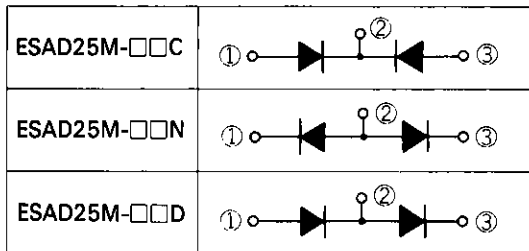
- 高速スイッチング
High speed switching.

■ 外形寸法 : Outline Drawings



■ 電極接続

Connection Diagram



■ 定格と特性 : Maximum Ratings and Characteristics

● 絶対最大定格 : Absolute Maximum Ratings

Items	Symbols	Conditions	Ratings		Units
			-02	-04	
ピーク繰り返し逆電圧 Repetitive Peak Reverse Voltage	V_{RRM}		200	400	V
ピーク非繰り返し逆電圧 Non-Repetitive Peak Reverse Voltage	V_{RSM}		250	450	V
絶縁耐圧 Isolating Voltage	V_{ISO}	一括端子・ケース間、AC1分間印加 Terminals-to-Case, AC, 1 min.	1500		V
平均出力電流 Average Output Current	I_O	方形波, duty=1/2, Tc=98°C Square wave	15*		A
サージ電流 Surge Current	I_{FSM}	正弦波 Sine wave 10ms	120		A
接合温度 Operating Junction Temperature	T_J		-40~+150		°C
保存温度 Storage Temperature	T_{stg}		-40~+150		°C

* センタータップ平均出力電流

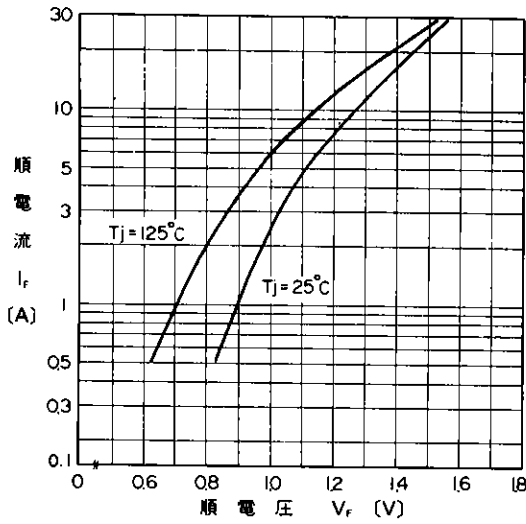
* average forward current of centertap full wave connection

● 電気的特性 (特に指定がない限り周囲温度Ta=25°Cとする)

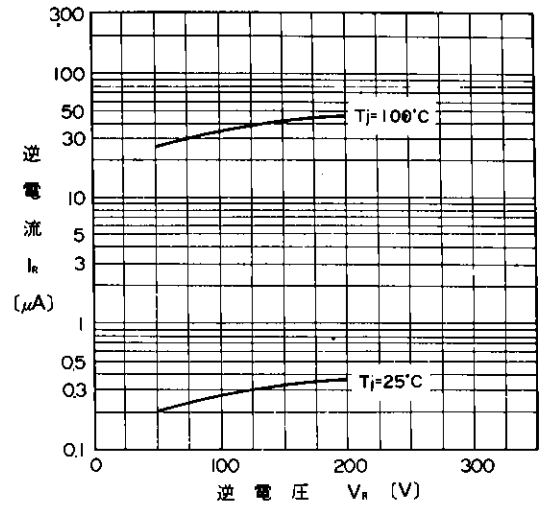
Electrical Characteristics (Ta=25°C Unless otherwise specified)

Items	Symbols	Conditions	Max.	Units
順電圧 Forward Voltage Drop	V_{FM}	$I_{FM}=8A$	1.3	V
逆電流 Reverse Current	I_{RRM}	$V_R=V_{RRM}$	100	μA
逆回復時間 Reverse Recovery Time	t_{rr}	$I_F=0.1A, I_R=0.1A,$	0.4	μs
熱抵抗 Thermal Resistance	$R_{th(j-c)}$	接合・ケース間 junction to case	2.5	°C/W

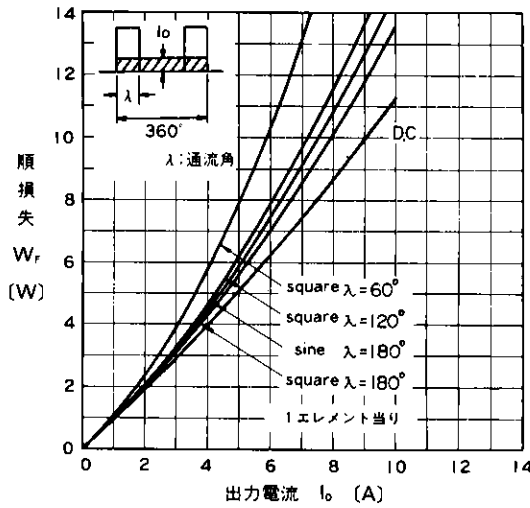
■特性曲線：Characteristics



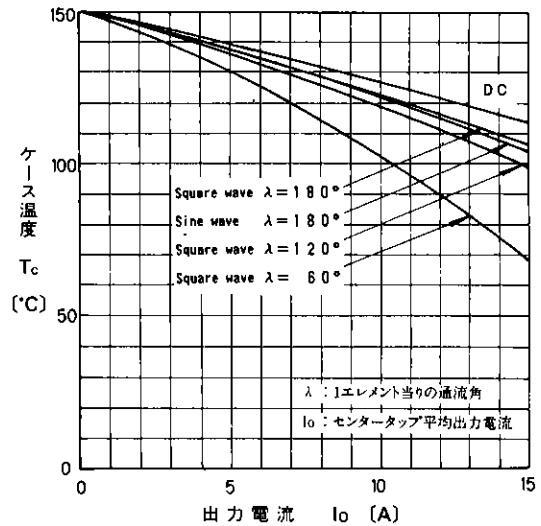
順特性 (代表特性)
Forward Characteristics



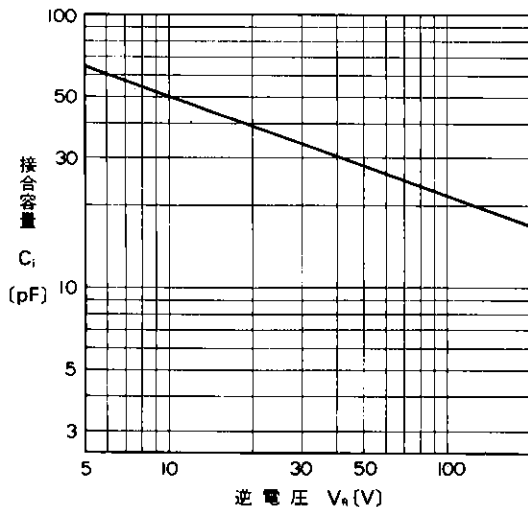
逆特性 (代表特性)
Reverse Characteristics



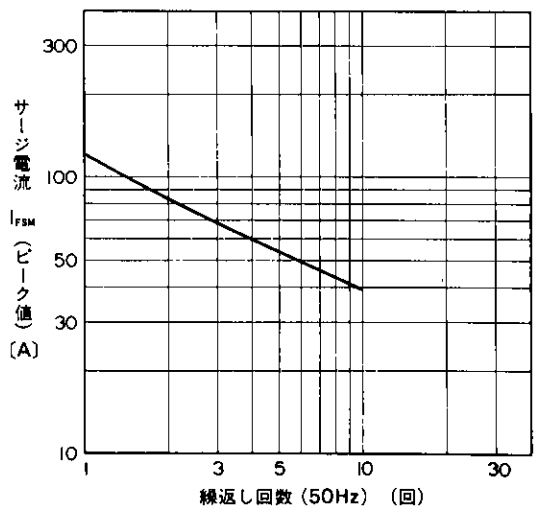
順損失特性
Forward Power Dissipation



出力電流-ケース温度特性
Output Current-Case Temperature

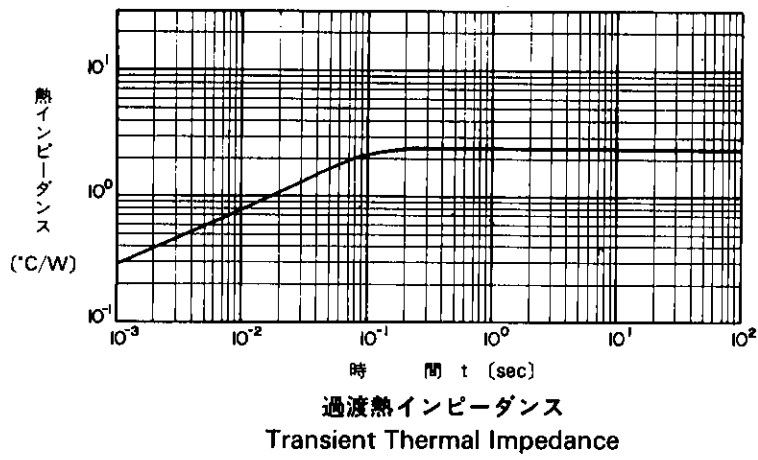


接合容量特性(代表特性)
Junction Capacitance Characteristics



サージ電流耐量
Surge Capability

A



For more information, contact:

Collmer Semiconductor, Inc.

P.O. Box 702708

Dallas, TX 75370

972-233-1589

972-233-0481 Fax

<http://www.collmer.com>