


The ECS-2X6-FLX is a pre-formed lead configured SMD Tuning Fork Crystal.

ECS-2X6-FLX SMD TUNING FORK CRYSTAL

[Request a Sample](#)

ECS-2X6-FLX SMD CRYSTAL



- RoHS Compliant
- MSL 1
- Lead Finish Sn/Cu

OPERATING CONDITIONS / ELECTRICAL CHARACTERISTICS

PARAMETERS	CONDITIONS	ECS-2X6-FLX			UNITS
		MIN	TYP	MAX	
Frequency			32.768		KHz
Frequency Tolerance	@ +25°C			± 20 *	ppm
Load Capacitance	Specify in P/N		12.5		pF
Drive Level	DL			1.0	μW
Equivalent Series Resistance	R1			50K	Ω
Turnover Temperature		+20	+25	+30	°C
Temperature Coefficient				-0.040	ppm/°C ²
Shunt Capacitance	Co		1.35		pF
Aging (First Year)	@ +25°C ±3°C			±5	ppm
Q Factor			70K		
Operating Temperature	Topr	-40		+85	°C
Storage Temperature	Tstg	-55		+125	°C
Insulation Resistance	@ 100V DC	500M			Ω

DIMENSIONS (mm)

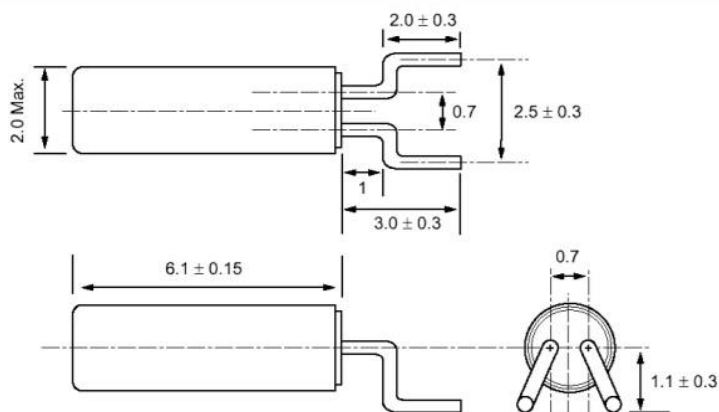


Figure 1) Top, Side, and End views

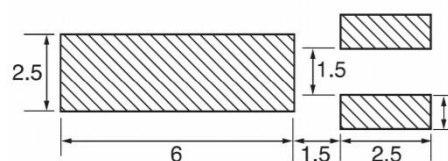


Figure 2) Suggested Land Pattern

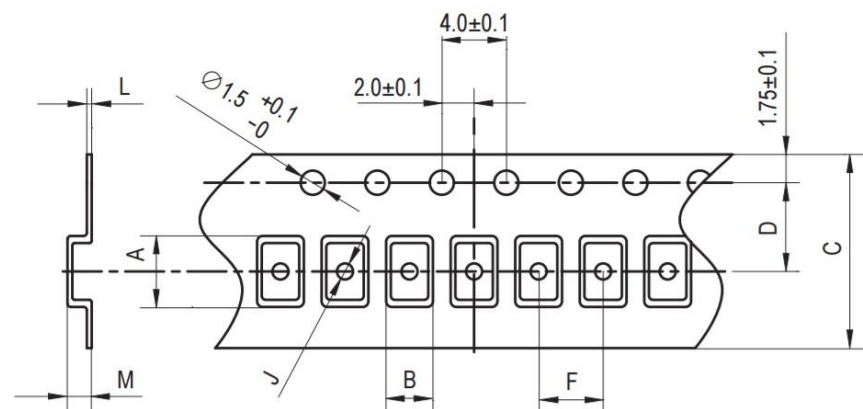
PART NUMBERING GUIDE: Example ECS-.327-12.5-13FLX-TR

ECS - FREQUENCY ABBREVIATION	LOAD CAPACITANCE	PACKAGE	CUSTOM OPTIONS Tolerance	PACKAGING
ECS	.327 = 32.768 KHz	13FLX = ECS-2x6-FLX	Blank = ±20 ppm * C = ± 10 ppm	TR = Tape & Reel
	12.5 = 12.5 pF 7 = 7 pF 6 = 6 pF			

*Contact ECS for availability

Rev.2016

POCKET TAPE DIMENSIONS (mm)



A	B	C	D	F	J	L	M	Reel Dia.	Qty/Reel
9.7	4.0 3.5	16.0	7.5	8.0	-	0.3	2.15	330	3000

SOLDER PROFILE

Peak solder Temp +260°C Max 10 sec Max.

2 Cycles Max.

MSL 1, Lead Finish Sn/Cu

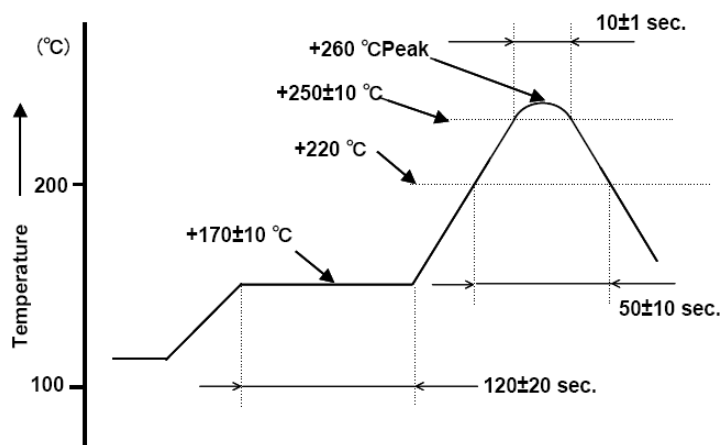


Figure 1) Suggested Reflow Profile