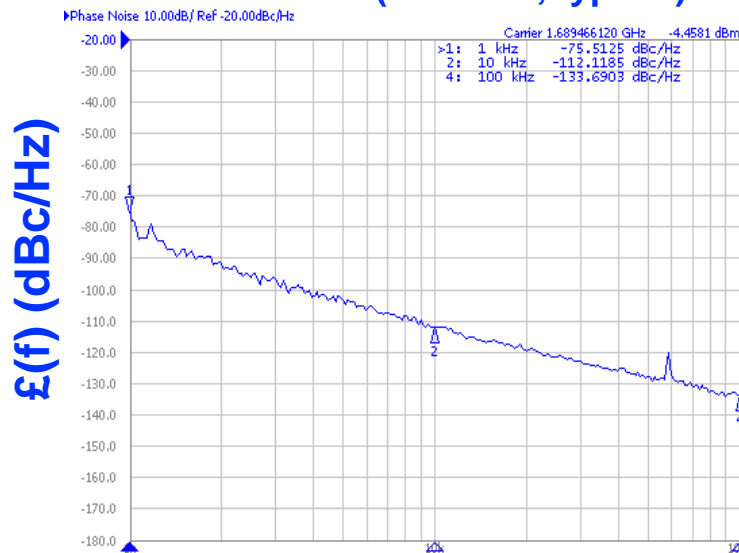


### PHASE NOISE (1 Hz BW, typical)



#### FEATURES

- Frequency Range: 1662 - 1717 MHz
- Tuning Voltage: 0.5-4.5 Vdc
- VCO-24H - Style Package

#### APPLICATIONS

- Digital Radio Equipment
- Fixed Wireless Access
- Satellite Communication Systems

#### PERFORMANCE SPECIFICATIONS

	VALUE	UNITS
Oscillation Frequency Range	1662 - 1717	MHz
Phase Noise @ 10 kHz offset (1 Hz BW, typ.)	-112	dBc/Hz
Harmonic Suppression (2nd, typ.)	-15	dBc
Tuning Voltage	0.5-4.5	Vdc
Tuning Sensitivity (avg.)	16	MHz/V
Power Output	2.5±2.5	dBm
Load Impedance	50	$\Omega$
Input Capacitance (max.)	50	pF
Pushing	<1	MHz/V
Pulling (14 dB Return Loss, Any Phase)	<0.5	MHz
Operating Temperature Range	-40 to 85	°C
Package Style	VCO-24H	

#### POWER SUPPLY REQUIREMENTS

Supply Voltage (Vcc, nom.)	5	Vdc
Supply Current (Icc, typ.)	22	mA

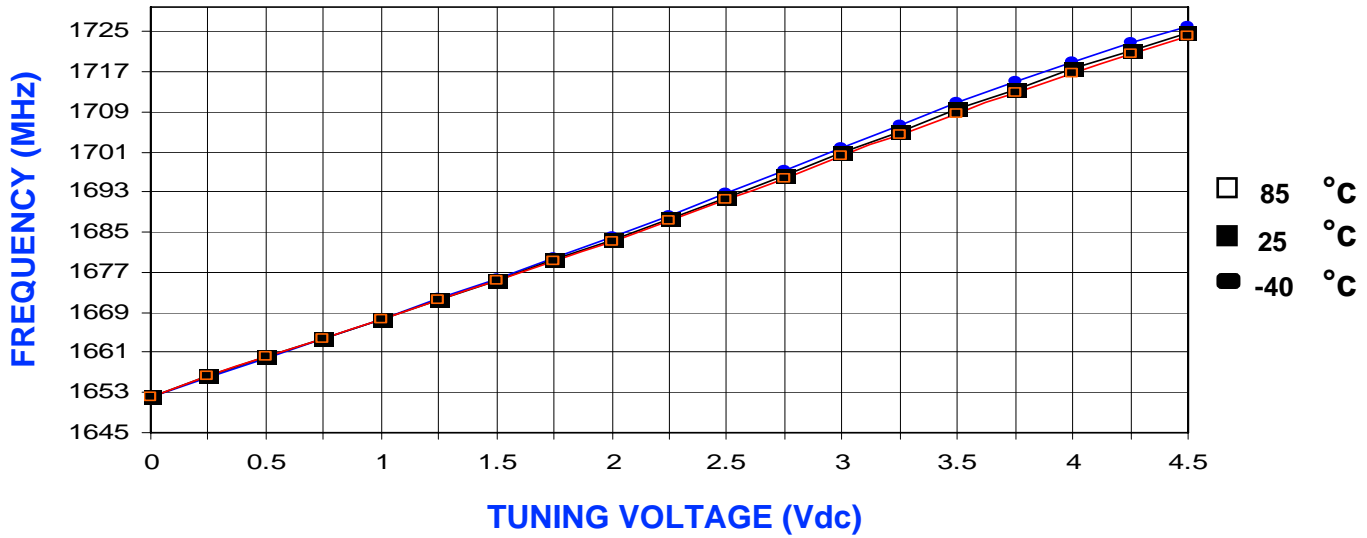
All specifications are typical unless otherwise noted and subject to change without notice.

#### APPLICATION NOTES

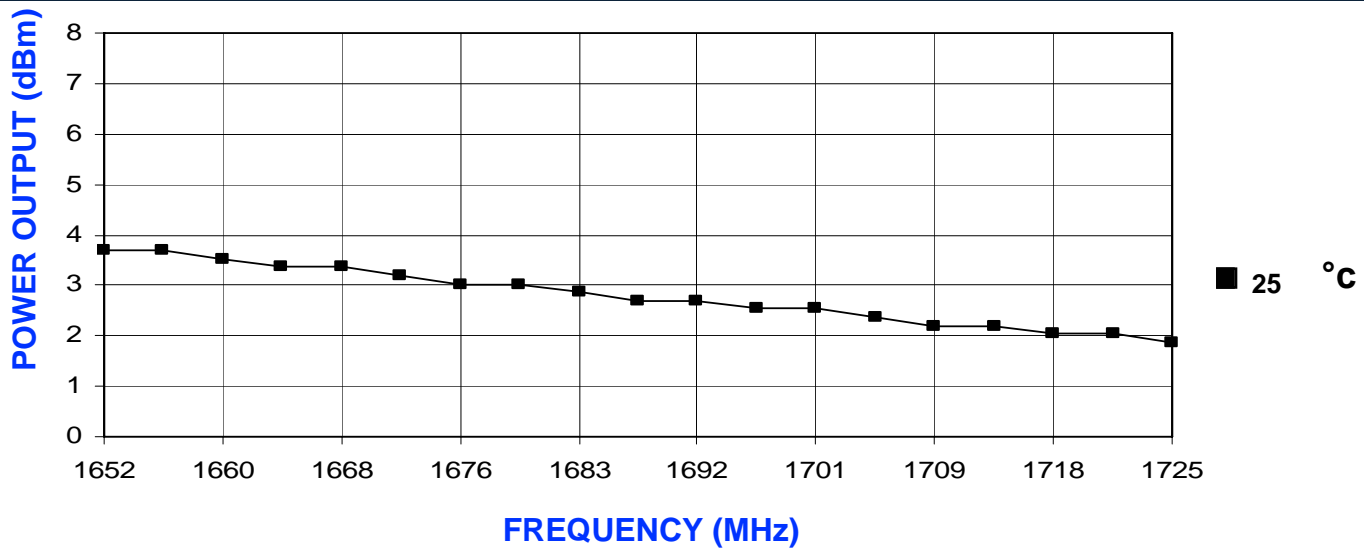
- AN-100/1 : Mounting and Grounding of VCOs
- AN-102 : Proper Output Loading of VCOs
- AN-107 : How to Solder Z-COMM VCOs

#### NOTES:

**TUNING CURVE, typ.**



**POWER CURVE, typ.**



**PHYSICAL DIMENSIONS**

