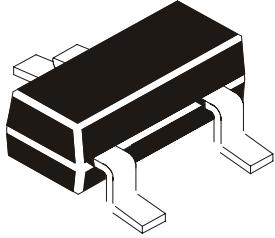


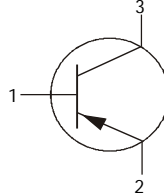
## PNP SILICON PLANAR TRANSISTOR

**CMBT 9012**  
**SOT-23**



PIN CONFIGURATION (PNP)

1 = BASE  
2 = EMITTER  
3 = COLLECTOR



**MARKING: AS BELOW**

### ABSOLUTE MAXIMUM RATINGS

DESCRIPTION	SYMBOL	VALUE	UNIT
Collector -Base Voltage	VCBO	35	V
Collector -Emitter Voltage	VCEO	30	V
Emitter Base Voltage	VEBO	5.0	V
Collector Current Continuous	IC	500	mA
Collector Dissipation	PC	250	mW
Operating And Storage Junction Temperature Range	Tj, Tstg	-55 to +150	deg C

### ELECTRICAL CHARACTERISTICS (Ta=25 deg C Unless Otherwise Specified)

DESCRIPTION	SYMBOL	TEST CONDITION	MIN	TYP	MAX	UNIT
Collector -Base Voltage	VCBO	IC=100uA, IE=0	35	-	-	V
Collector -Emitter Voltage	VCEO	IC=1mA, IB=0	30	-	-	V
Emitter Base Voltage	VEBO	IE=100uA, IC=0	5.0	-	-	V
Collector Cut off Current	ICBO	VCB=25V, IE=0	-	-	100	nA
Emitter Cut off Current	IEBO	VEB=3V, IC=0	-	-	500	nA
DC Current Gain	hFE	IC=50mA, VCE=1V *	118	-	305	
		IC=300mA, VCE=1V	40	-	-	
Collector Emitter Saturation Voltage	VCE(Sat)	IC=150mA, IB=15mA	-	-	0.20	V
		IC=300mA, IB=30mA	-	-	0.60	V
Base Emitter Saturation Voltage	VBE(Sat)	IC=150mA, IB=15mA	-	-	1.0	V
		IC=300mA, IB=30mA	-	-	1.20	V
Dynamic Characteristics						
Transition Frequency	ft	VCE=10V, IC=50mA, f=100MHz	140	-	-	MHz

### CLASSIFICATION

hFE\*

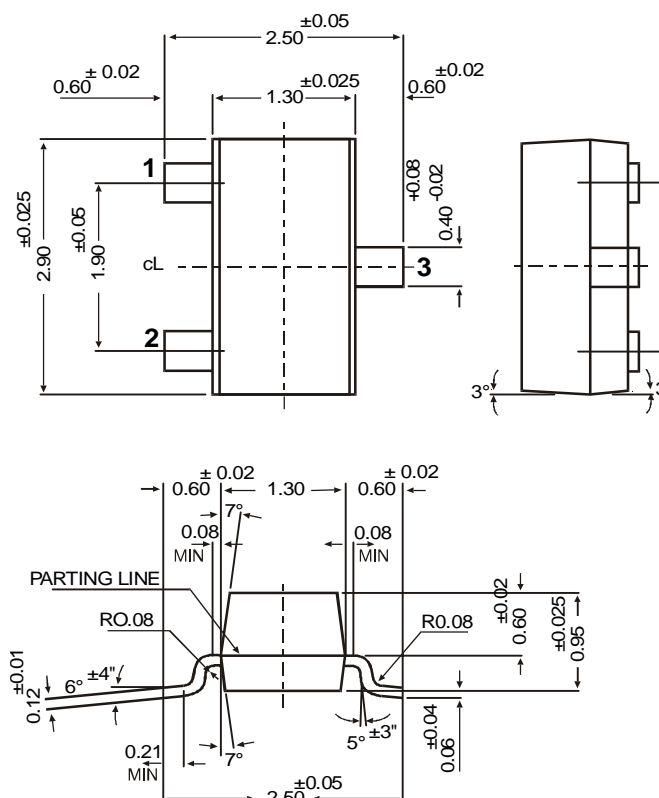
MARKING

G/H/I

118-305

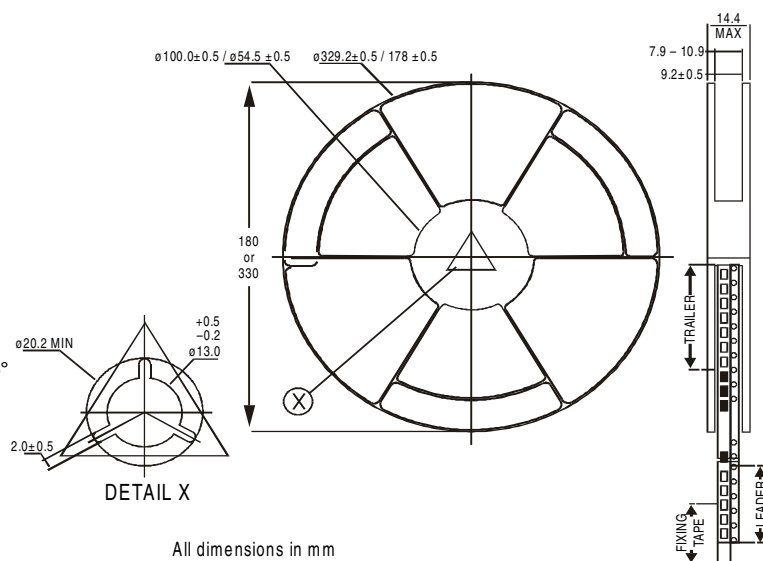
2GI

## SOT-23 Formed SMD Package



### SOT-23 Package Reel Information

Reel specifications for W" Packing (13" reel)



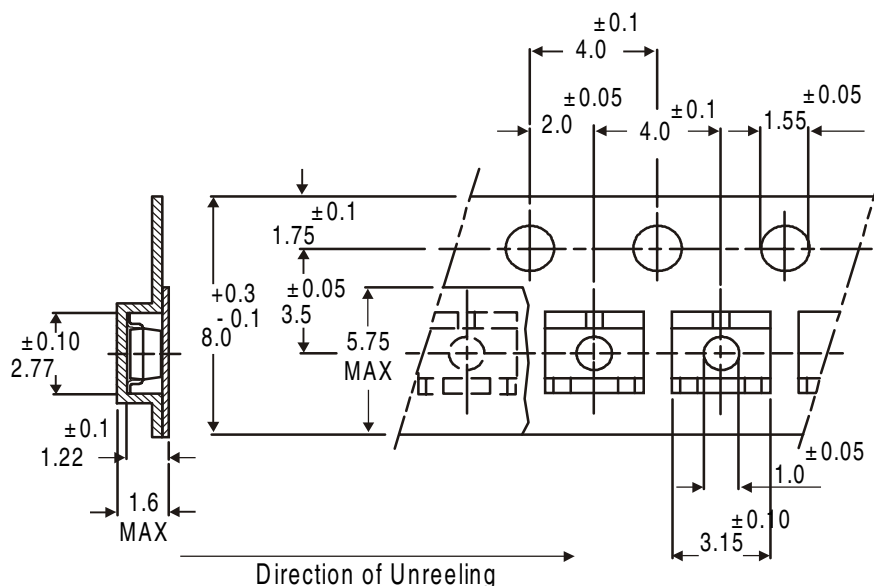
All dimensions in mm  
330 / 180 mm – Antistatic Coated Plastic Reel

NOTES:

	8mm Tape	8mm Tape
	Size of Reel	Size of Reel
	330 mm (13")	180 mm (7")
No. of Devices	10,000 Pcs	3,000 Pcs

1. The bandolier of 330 mm reel contains at least 10,000 devices.
2. The bandolier of 180 mm reel contains at least 3,000 devices.
3. No more than 0.5% missing devices / reel. 50 empty compartments for 330 mm reel. 15 empty compartments for 180 mm reel.
4. Three consecutive empty places might be found provided this gap is followed by 6 consecutive devices.
5. The carrier tape (leader) starts with at least 75 empty positions (equivalent to 330 mm). In order to fix the carrier tape a self adhesive tape of 20 to 50 mm is applied. At the end of the bandolier at least 40 empty positions (equivalent to 160 mm) are there.

## Tape Specification for SOT-23 Surface Mount Device



**All dimensions in mm**

## Packing Detail

PACKAGE	STANDARD PACK		INNER CARTON BOX		OUTER CARTON BOX		
	Details	Net Weight/Qty	Size	Qty	Size	Qty	Gr Wt
SOT-23 T&R	3K/reel	136 gm/3K pcs	3" x 7.5" x 7.5"	12.0K	17" x 15" x 13.5"	192.0K	12 kgs
			9" x 9" x 9"	51.0K	19" x 19" x 19"	408.0K	28 kgs
	10K/reel	415 gm/10K pcs	13" x 13" x 0.5"	10.0K	17" x 15" x 13.5"	300.0K	16 kgs

## Customer Notes

### Disclaimer

The product information and the selection guides facilitate selection of the CDIL's Discrete Semiconductor Device(s) best suited for application in your product(s) as per your requirement. It is recommended that you completely review our Data Sheet(s) so as to confirm that the Device(s) meet functionality parameters for your application. The information furnished on the CDIL Web Site/CD are believed to be accurate and reliable. CDIL however, does not assume responsibility for inaccuracies or incomplete information. Furthermore, CDIL does not assume liability whatsoever, arising out of the application or use of any CDIL product; neither does it convey any license under its patent rights nor rights of others. These products are not designed for use in life saving/support appliances or systems. CDIL customers selling these products (either as individual Discrete Semiconductor Devices or incorporated in their end products), in any life saving/support appliances or systems or applications do so at their own risk and CDIL will not be responsible for any damages resulting from such sale(s).

CDIL strives for continuous improvement and reserves the right to change the specifications of its products without prior notice.



CDIL is a registered Trademark of

**Continental Device India Limited**

C-120 Naraina Industrial Area, New Delhi 110 028, India.

Telephone + 91-11-2579 6150, 5141 1112 Fax + 91-11-2579 5290, 5141 1119

email@cdil.com www.cdilsemi.com