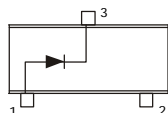
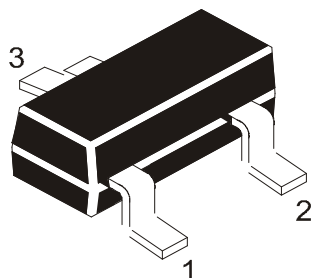


## SILICON PLANAR SWITCHING DIODE

**CMBD4448**



**Pin Configuration**  
1 = ANODE  
2 = NC  
3 = CATHODE

**SOT-23**

**Formed SMD Package**

### Marking

CMBD4448 - CA2

### For General Purpose Switching Applications

#### ABSOLUTE MAXIMUM RATINGS

DESCRIPTION	SYMBOL	VALUE	UNIT
Non Repetitive Peak Reverse Voltage	$V_{RM}$	100	V
Peak Repetitive Reverse Voltage	$V_R$	75	V
Forward Continuous Current	$*I_{FM}$	500	mA
Average Rectified Output Current	$*I_O$	250	mA
Non Repetitive Peak Forward Surge Current @ $t=1ms$	$I_{FSM}$	4	A
Non Repetitive Peak Forward Surge Current @ $t=1s$	$I_{FSM}$	2	A
Power Dissipation @ $T_a=25^\circ C$	$*P_D$	350	mW
Operating and Storage Junction Temperature Range	$T_j, T_{stg}$	- 65 to + 150	$^\circ C$

#### THERMAL RESISTANCE

Junction to Ambient in free air	$*R_{th(j-a)}$	357	K/W
---------------------------------	----------------	-----	-----

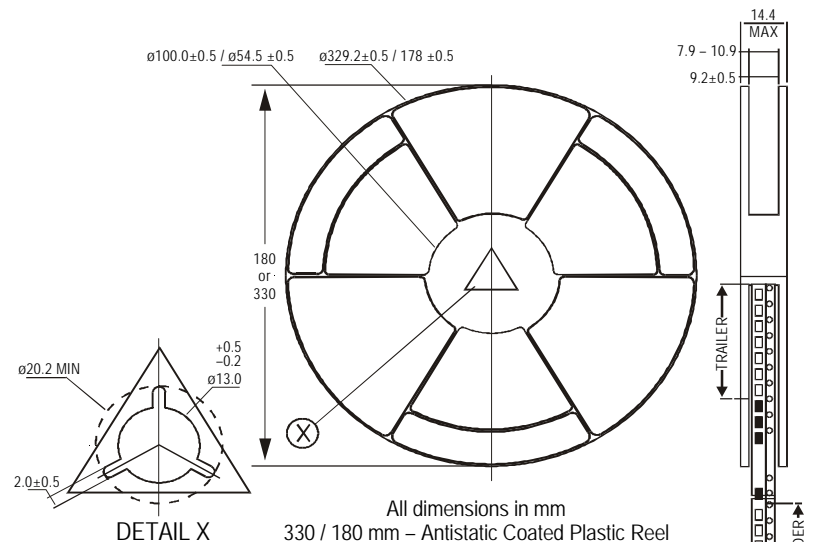
\* Valid provided that terminals are kept at ambient temperature

#### ELECTRICAL CHARACTERISTICS ( $T_a=25^\circ C$ unless specified otherwise)

DESCRIPTION	SYMBOL	TEST CONDITION	MIN	MAX	UNIT
Forward Voltage	$V_F$	$I_F = 5 \text{ mA}$	0.62	0.720	V
		$I_F = 10 \text{ mA}$		0.855	V
		$I_F = 100 \text{ mA}$		1.0	V
		$I_F = 150 \text{ mA}$		1.250	V
Reverse Voltage Leakage Current	$I_R$	$V_R=75V$		2.5	$\mu A$
		$V_R=75V, T_j=150^\circ C$		50	$\mu A$
		$V_R=25V, T_j=150^\circ C$		30	$\mu A$
		$V_R=20V$		25	nA
Diode Capacitance	$C_d$	$V_R=0V, f=1MHz$		4.0	pF
Reverse Recovery Time	$t_{rr}$	$I_F=I_R=10mA,$ $I_{rr}=0.1 \times I_R, R_L=100\Omega$		4.0	ns

## SOT-23 Package Reel Information

### Reel Specifications for W Packing (13") and 7"

[illegible]

All dimensions in mm

PACKAGE	STANDARD PACK		INNER CARTON BOX		OUTER CARTON BOX		
	Details	Net Weight/Qty	Size	Qty	Size	Qty	Gr Wt
SOT-23 T&R	3K/feel	136 gm/3K pcs	3" x 7.5" x 7.5"	12 K	17" x 15" x 13.5"	192 K	12 kgs
			9" x 9" x 9"	51 K	19" x 19" x 19"	408 K	28 kgs
	10K/feel	415 gm/10K pcs	13" x 13" x 0.5"	10 K	17" x 15" x 13.5"	300 K	16 kgs

### Disclaimer

The product information and the selection guides facilitate selection of the CDIL's Discrete Semiconductor Device(s) best suited for application in your product(s) as per your requirement. It is recommended that you completely review our Data Sheet(s) so as to confirm that the Device(s) meet functionality parameters for your application. The information furnished on the CDIL Web Site/CD are believed to be accurate and reliable. CDIL however, does not assume responsibility for inaccuracies or incomplete information. Furthermore, CDIL does not assume liability whatsoever, arising out of the application or use of any CDIL product; neither does it convey any license under its patent rights nor rights of others. These products are not designed for use in life saving/support appliances or systems. CDIL customers selling these products (either as individual Discrete Semiconductor Devices or incorporated in their end products), in any life saving/support appliances or systems or applications do so at their own risk and CDIL will not be responsible for any damages resulting from such sale(s).

CDIL strives for continuous improvement and reserves the right to change the specifications of its products without prior notice.



CDIL is a registered Trademark of  
Continental Device India Limited

C-120 Naraina Industrial Area, New Delhi 110 028, India.  
Telephone + 91-11-579 6150 Fax + 91-11-579 9569, 579 5290  
e-mail sales@cdil.com www.cdil.com