

BLM15EG221SN1#

“#” indicates a package specification code.

In Production

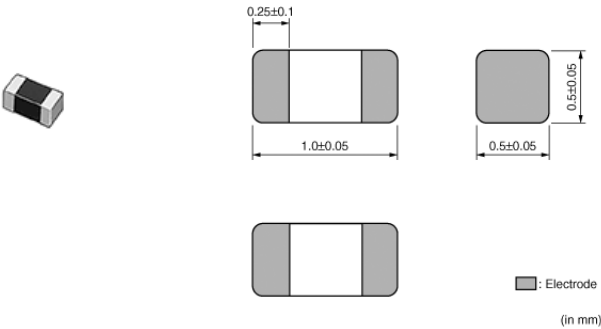
RoHS

REACH

< List of part numbers with package codes >

BLM15EG221SN1B BLM15EG221SN1D BLM15EG221SN1J

Appearance & Shape



Features

Excellent high frequency impedance characteristics with 0402 (EIA) size.

Features (BLM15HG/HD/EG Series)

1. Small size: 1.0x0.5mm (0402)
2. Suitable for noise suppression in 1GHz or higher frequency
3. Low DC Resistance/Large Rated Current (BLM15E)
4. No Lead production using Ni+Sn plating in termination

Applications

1. EMI suppression for Note PC and DSC
2. Noise suppression for data line in mobile phone
3. Prevention of erroneous operation caused by local oscillation signal in mobile phone
4. Optical pickup modules

Applications

Other Usage	For general
-------------	-------------

Packaging Information


Packaging	Specifications	Minimum Order Quantity
B	Bulk(Bag)	1000
D	180mm Paper Tape	10000
J	330mm Paper Tape	50000

Attention

1.This datasheet is downloaded from the website of Murata Manufacturing Co., Ltd. Therefore, it's specifications are subject to change or our products in it may be discontinued without advance notice. Please check with our sales representatives or product engineers before ordering.
2.This datasheet has only typical specifications because there is no space for detailed specifications.
Therefore, please review our product specifications or consult the approval sheet for product specifications before ordering.

BLM15EG221SN1#

“#” indicates a package specification code.



Specifications

Shape	SMD	Mass(typ.)	0.001g
Size Code (in mm)	1005	Number of Circuit	1
Size Code (in inch)	0402		
Length	1.0mm		
Length Tolerance	±0.05mm		
Width	0.5mm		
Width Tolerance	±0.05mm		
Thickness	0.5mm		
Thickness Tolerance	±0.05mm		
Impedance (at 100MHz)	220Ω		
Impedance (at 100MHz) Tolerance	±25%		
Impedance (at 1GHz)	270Ω		
Impedance (at 1GHz) Tolerance	(Typ.)		
Rated Current (at 85°C)	700mA		
Rated Current (at 125°C)	500mA		
DC Resistance(max.)	0.28Ω		
Operating Temperature Range	-55°C to 125°C		

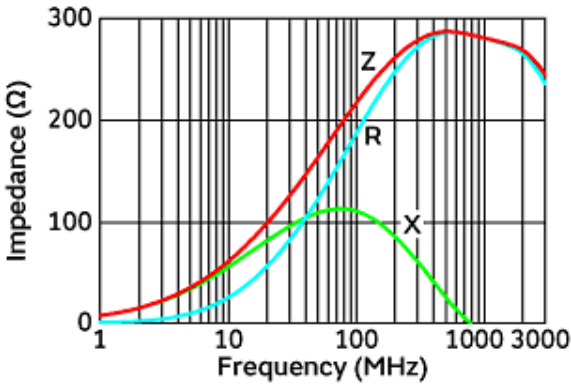
Attention

- 1.This datasheet is downloaded from the website of Murata Manufacturing Co., Ltd. Therefore, it's specifications are subject to change or our products in it may be discontinued without advance notice. Please check with our sales representatives or product engineers before ordering.
- 2.This datasheet has only typical specifications because there is no space for detailed specifications.
 Therefore, please review our product specifications or consult the approval sheet for product specifications before ordering.

BLM15EG221SN1#

“#” indicates a package specification code.

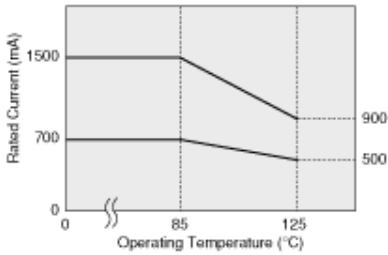
Product Data



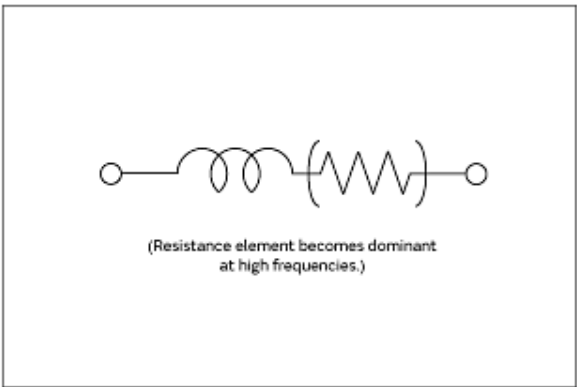
Impedance-Frequency Characteristics

In operating temperature exceeding +85°C, derating of current is necessary for BLM15E series.
Please apply the derating curve shown in chart according to the operating temperature.

Derating of Rated Current



Derating of Rated Current



Equivalent Circuit

Attention

1.This datasheet is downloaded from the website of Murata Manufacturing Co., Ltd. Therefore, it's specifications are subject to change or our products in it may be discontinued without advance notice. Please check with our sales representatives or product engineers before ordering.
2.This datasheet has only typical specifications because there is no space for detailed specifications.
Therefore, please review our product specifications or consult the approval sheet for product specifications before ordering.