

BLM15AG601SN1#

“#” indicates a package specification code.

In Production

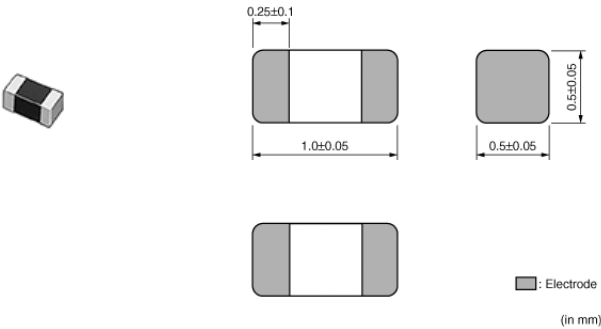
RoHS

REACH

< List of part numbers with package codes >

BLM15AG601SN1B BLM15AG601SN1D BLM15AG601SN1J

Appearance & Shape



Features

The chip ferrite beads BLM series is designed to function nearly as a resistor at noise frequencies, which greatly reduces the possibility of resonance and leaves signal wave forms undistorted. BLM series is effective in circuits without stable ground lines because BLM series does not need a connection to ground. The nickel barrier structure of the external electrodes provides excellent solder heat resistance. BLM_A series generates an impedance from the relatively low frequencies. Therefore BLM_A series is effective in noise suppression in a wide frequency range (30MHz to several hundred MHz).

Applications

Other Usage	For general
-------------	-------------

Packaging Information

Packaging	Specifications	Minimum Order Quantity
B	Bulk(Bag)	1000
D	180mm Paper Tape	10000
J	330mm Paper Tape	50000

Attention
1.This datasheet is downloaded from the website of Murata Manufacturing Co., Ltd. Therefore, it's specifications are subject to change or our products in it may be discontinued without advance notice. Please check with our sales representatives or product engineers before ordering.
2.This datasheet has only typical specifications because there is no space for detailed specifications.
Therefore, please review our product specifications or consult the approval sheet for product specifications before ordering.

BLM15AG601SN1#

“#” indicates a package specification code.



Specifications

Shape	SMD
Size Code (in mm)	1005
Size Code (in inch)	0402
Length	1.0mm
Length Tolerance	±0.05mm
Width	0.5mm
Width Tolerance	±0.05mm
Thickness	0.5mm
Thickness Tolerance	±0.05mm
Impedance (at 100MHz)	600Ω
Impedance (at 100MHz) Tolerance	±25%
Rated Current (at 85°C)	300mA
Rated Current (at 125°C)	300mA
DC Resistance(max.)	0.52Ω
Operating Temperature Range	-55°C to 125°C
Mass(typ.)	0.001g
Number of Circuit	1

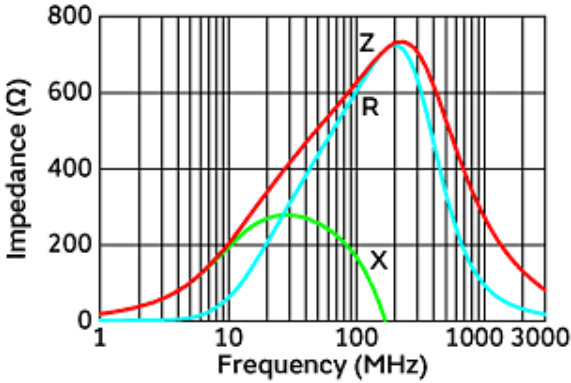
Attention

- 1.This datasheet is downloaded from the website of Murata Manufacturing Co., Ltd. Therefore, it's specifications are subject to change or our products in it may be discontinued without advance notice. Please check with our sales representatives or product engineers before ordering.
- 2.This datasheet has only typical specifications because there is no space for detailed specifications.
Therefore, please review our product specifications or consult the approval sheet for product specifications before ordering.

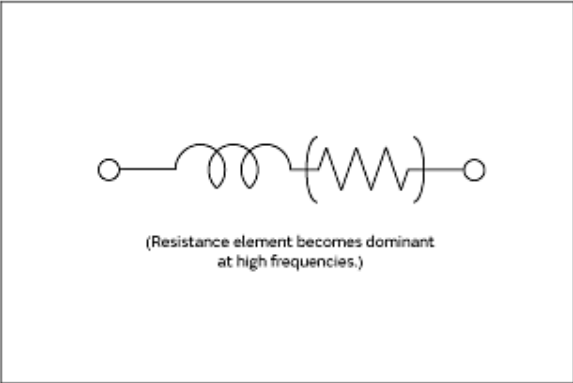
BLM15AG601SN1#

"#" indicates a package specification code.

Product Data



Impedance-Frequency Characteristics



Equivalent Circuit

Attention
1.This datasheet is downloaded from the website of Murata Manufacturing Co., Ltd. Therefore, it's specifications are subject to change or our products in it may be discontinued without advance notice. Please check with our sales representatives or product engineers before ordering.
2.This datasheet has only typical specifications because there is no space for detailed specifications.
Therefore, please review our product specifications or consult the approval sheet for product specifications before ordering.