MR Series

[RoHS Compliant]

Model	Rated voltage AC/DC (V)	Rated current AC/DC (A)	Withstanding voltage 1 min., line to ground AC (V)	Insulation resistance 500VDC 1 min., line to ground (MΩ) min.	Leakage current 250V/60Hz, (mA) max.	Voltage drop 50Hz, (V) max.	Self-temperature rise (K) max.	Operating temperature rise (˚C)	Certified standard	Weight (g)
MR-2021	250	2	1500	300	0.75	1.5	30	–20 to +60	UL, CSA, VDE	35
MR-2032	250	3	1500	300	—	1.5	30	–20 to +60	UL, CSA	35
MR-2043	250	4	1500	300	0.75	1.5	30	–20 to +60	UL, CSA, VDE	40
MR-2053	250	5	1500	300	0.75	1.5	30	–20 to +60		40
MR-2054	250	5	1500	300	0.75	1.5	30	–20 to +60		40
MR-2029	250	2	1500	300	0.5	1.5	30	–20 to +60		35
MR-2059	250	5	1500	300	0.5	1.5	30	–20 to +60		35

Shape and Dimensions

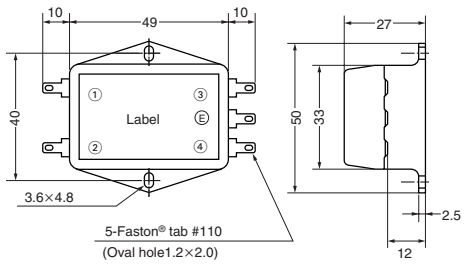

Caution: No Ⓔ terminals on MR-2032.

*Faston® is a registered trademark of Tyco Electronics AMP.

[mm]

Circuit Diagram

●MR-2021

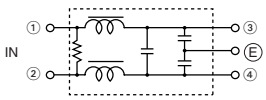

●MR-2032

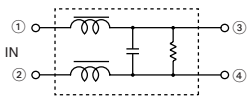

●MR-2043, MR-2053
●MR-2029, MR-2059

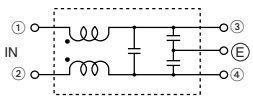

●MR-2054

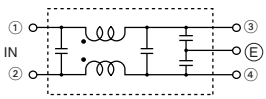

⚠

●All specifications in this catalog and production status of products are subject to change without notice. Prior to the purchase, please contact NEC TOKIN for updated product data.
●Please request for a specification sheet for detailed product data prior to the purchase.
●Before using the product in this catalog, please read "Precautions" and other safety precautions listed in the printed version catalog.

2008.08.29 P0940MCNF10VOL09E

Measuring Circuit

●Common mode

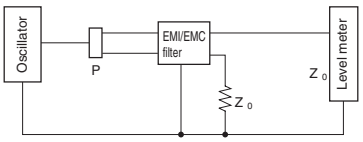

P: Power divider Z 0 : 50Ω

●Normal mode

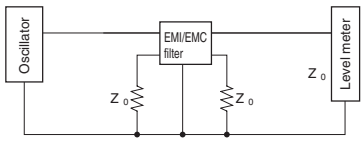

Z 0 : 50Ω

Attenuation (Static Characteristics)

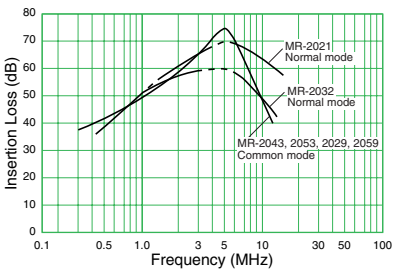

⚠

●All specifications in this catalog and production status of products are subject to change without notice. Prior to the purchase, please contact NEC TOKIN for updated product data.
●Please request for a specification sheet for detailed product data prior to the purchase.
●Before using the product in this catalog, please read "Precautions" and other safety precautions listed in the printed version catalog.

2008.08.29 P0940MCNF10VOL09E