



HJQ-14F

SPECIFICATION

FILE NUMBER: P-08KD201A

DATE: 2001/11/02

■ Features

10A switching capability

SPST-NO & SPDP configuration

Sealed type available



■ CONTACT DATA


Contact Form	1A/1C	
Contact Material	AgCdO/AgSnO	
Contact Ratings	10A 240VAC/30VDC	
Max Switching Voltage	250VAC/30VDC	
Max Switching Current	12A	
Max Switching Power	2500VA/300W	
Contact Resistance	100m Ω Max	at 6VDC 1A
Life Expectancy Electrical	100,000	Operations(at30Operations/minute)
Mechanical	10,000,000	Operations

■ GENERAL DATA

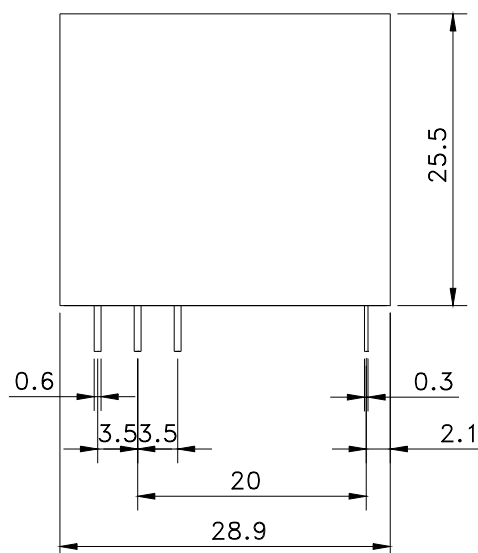
Insulation Resistance		100M Ω Min at 500VDC
Dielectric Strength Between Open Contacts		1000VAC(for one minute)
Between Contacts and coil		5000VAC(for one minute)
Operate Time		15ms
Release Time		8ms
Temperature Range		-30°C to +70 °C
Shock Resistance	Operating Extremes	10G
	Damage Limits	100G
Vibration Resistance		10-55Hz,1.5mm
Humidity		40-85%
Weight		Approx 18g
Safety Standard		CCEE CH0031717-99

**■ COIL DATA**

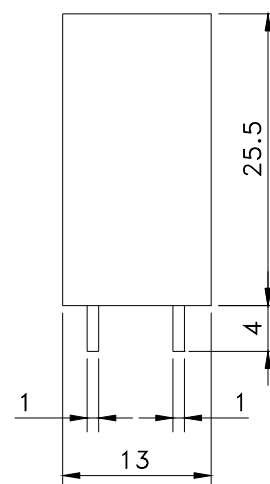
Nominal Voltage (VDC)	Coil Resistance at 20±10%(Ω)		Max Operate Voltage VDC	Min Release Voltage VDC	Max Applicable Voltage VDC
	0.54W	0.72W			
3	16.7	12.5	2.25	0.3	3.9
5	46.3	34.7	3.75	0.5	6.5
6	66.7	50	4.5	0.6	7.8
9	150	112.5	6.75	0.9	11.7
12	266.7	200	9	1.2	15.6
24	1067	800	18	2.4	31.2
48	4267	3200	36	4.8	62.4

■ ORDERING CODEHJQ-14F---12VDC---Z

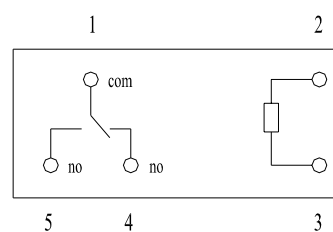
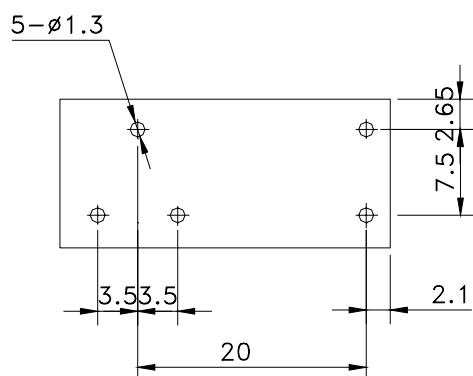
■ OVERALL AND MOUNTING DIMENSIONS



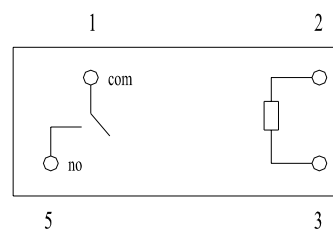
Dimensions



Terminal arrangement/
Internal connections
(Bottom view)



Form C



Form A