

H11D1X, H11D2X, H11D3X, H11D4X
H11D1, H11D2, H11D3, H11D4



ISOCOM

COMPONENTS

HIGH VOLTAGE OPTICALLY COUPLED ISOLATOR PHOTOTRANSISTOR OUTPUT



'X' SPECIFICATION APPROVALS

- VDE 0884 in 3 available lead forms : -
 - STD
 - G form
 - SMD approved to CECC 00802

DESCRIPTION

The H11D series of optically coupled isolators consist of infrared light emitting diode and NPN silicon photo transistor in a standard 6 pin dual in line plastic package.

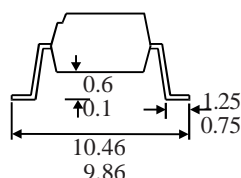
FEATURES

- Options :-
 10mm lead spread - add G after part no.
 Surface mount - add SM after part no.
 Tape & reel - add SMT & R after part no.
- High Isolation Voltage (5.3kV_{RMS}, 7.5kV_{PK})
- High BV_{CER} (300V - H11D1, H11D2)
 (200V - H11D3, H11D4)
- All electrical parameters 100% tested
- Custom electrical selections available

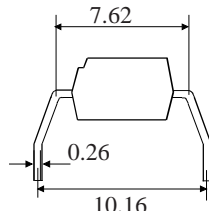
APPLICATIONS

- DC motor controllers
- Industrial systems controllers
- Measuring instruments
- Signal transmission between systems of different potentials and impedances

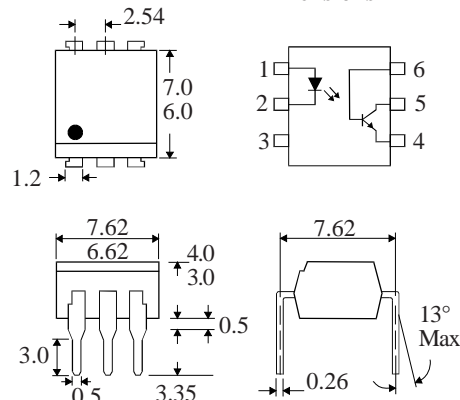
OPTION SM SURFACE MOUNT



OPTION G



Dimensions in mm



ABSOLUTE MAXIMUM RATINGS (25°C unless otherwise specified)

Storage Temperature _____ -55°C to + 150°C
 Operating Temperature _____ -55°C to + 100°C
 Lead Soldering Temperature
 (1/16 inch (1.6mm) from case for 10 secs) 260°C

INPUT DIODE

Forward Current _____ 60mA
 Reverse Voltage _____ 6V
 Power Dissipation _____ 100mW

OUTPUT TRANSISTOR

Collector-emitter Voltage BV_{CER} (R_{BE} = 1MΩ)
 H11D1, H11D2 _____ 300V
 H11D3, H11D4 _____ 200V
 Collector-base Voltage BV_{CBO}
 H11D1, H11D2 _____ 300V
 H11D3, H11D4 _____ 200V
 Emitter-collector Voltage BV_{ECO} _____ 6V
 Collector Current _____ 100mA
 Power Dissipation _____ 150mW

POWER DISSIPATION

Total Power Dissipation _____ 250mW
 (derate linearly 2.67mW/°C above 25°C)

ISOCOM COMPONENTS 2004 LTD

Unit 25B, Park View Road West,
 Park View Industrial Estate, Brenda Road
 Hartlepool, TS25 1UD England
 Tel: (01429)863609 Fax: (01429)863581 e-mail
 sales@isocom.co.uk <http://www.isocom.com>

ELECTRICAL CHARACTERISTICS ($T_A = 25^\circ\text{C}$ Unless otherwise noted)

PARAMETER		MIN	TYP	MAX	UNITS	TEST CONDITION
Input	Forward Voltage (V_F)		1.2	1.5	V	$I_F = 10\text{mA}$
	Reverse Current (I_R)			10	μA	$V_R = 6\text{V}$
Output	Collector-emitter Breakdown (BV_{CEr}) H11D1, H11D2	300			V	$I_C = 1\text{mA}$, $R_{BE} = 1\text{M}\Omega$ (note 2)
	H11D3, H11D4	200			V	
	Collector-base Breakdown (BV_{CBo}) H11D1, H11D2	300			V	$I_C = 100\mu\text{A}$
	H11D3, H11D4	200			V	
	Emitter-collector Breakdown (BV_{ECr})	6			V	$I_E = 100\mu\text{A}$
	Collector-emitter Dark Current (I_{CER}) H11D1, H11D2			100	nA	$V_{CE} = 200\text{V}$, $R_{BE} = 1\text{M}\Omega$ $V_{CE} = 200\text{V}$, $R_{BE} = 1\text{M}\Omega$, $T_A = 100^\circ\text{C}$
				250	μA	
	H11D3, H11D4			100	nA	$V_{CE} = 100\text{V}$, $R_{BE} = 1\text{M}\Omega$ $V_{CE} = 100\text{V}$, $R_{BE} = 1\text{M}\Omega$, $T_A = 100^\circ\text{C}$
				250	μA	
Coupled	Current Transfer Ratio (CTR)	20			%	$10\text{mA } I_F$, $10\text{V } V_{CE}$, $R_{BE} = 1\text{M}\Omega$ $10\text{mA } I_F$, $0.5\text{mA } I_C$, $R_{BE} = 1\text{M}\Omega$ See note 1 See note 1 $V_{IO} = 500\text{V}$ (note 1) $V_{CC} = 10\text{V}$, $I_C = 2\text{mA}$, $R_L = 100\Omega$, fig 1
	Collector-emitter Saturation Voltage $V_{CE(SAT)}$			0.4	V	
	Input to Output Isolation Voltage V_{ISO}	5300			V_{RMS}	
		7500			V_{PK}	
	Input-output Isolation Resistance R_{ISO}	5×10^{10}			Ω	
	Turn-on Time t_{on}		5		μs	
	Turn-off Time t_{off}		5		μs	

Note 1 Measured with input leads shorted together and output leads shorted together.

Note 2 Special Selections are available on request. Please consult the factory.

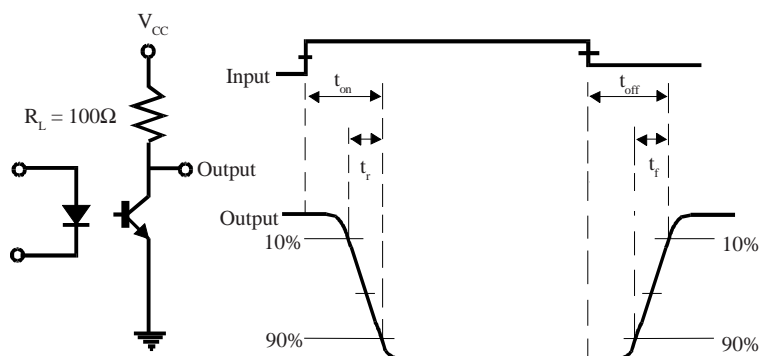
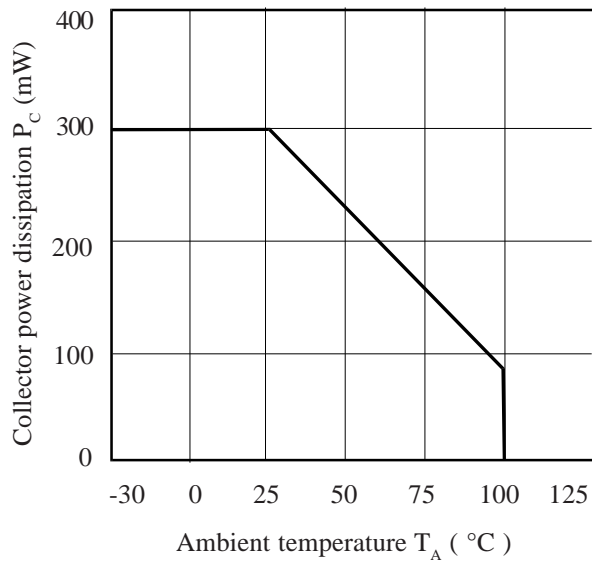
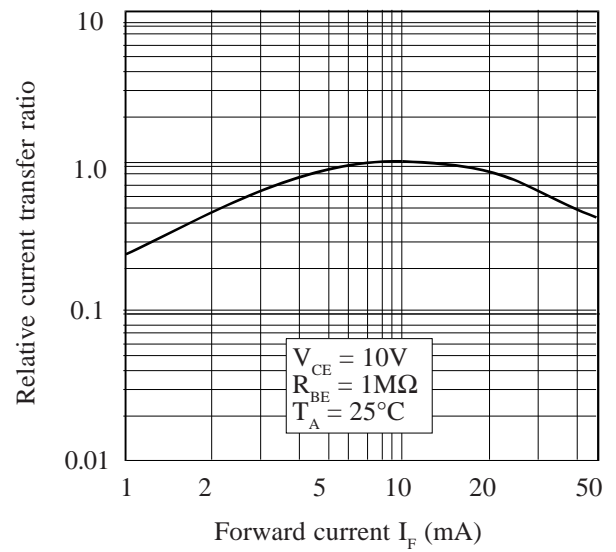
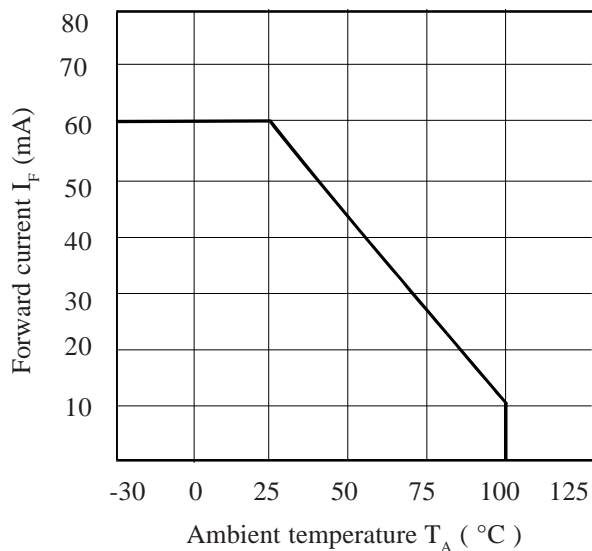
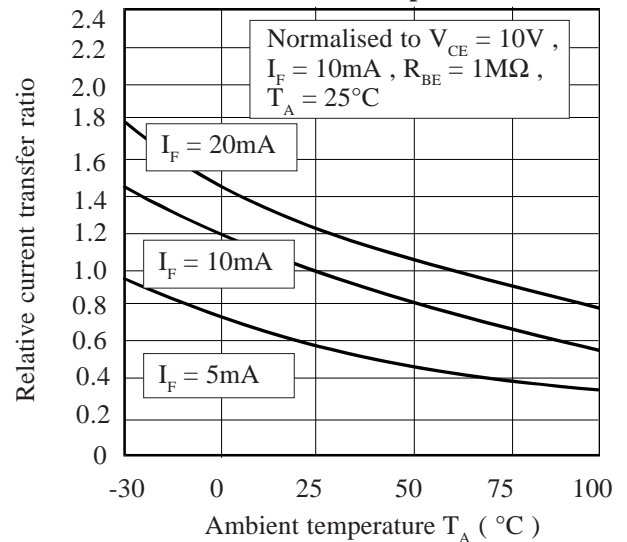
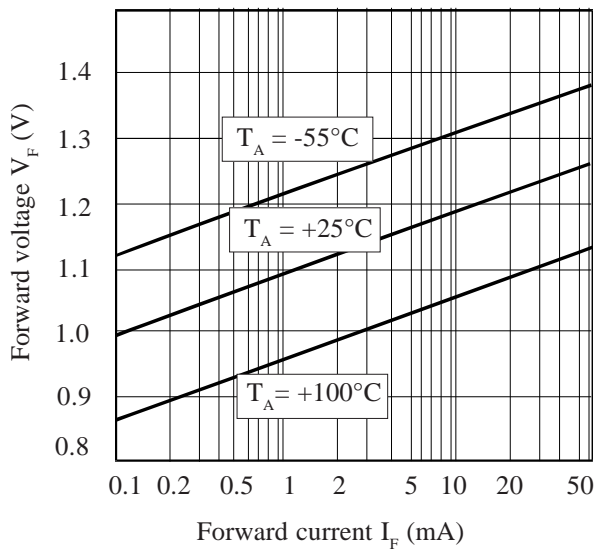


FIG 1

Collector Power Dissipation vs. Ambient Temperature**Relative Current Transfer Ratio vs. Forward Current (normalised to 10mA I_F)****Forward Current vs. Ambient Temperature****Relative Current Transfer Ratio vs. Ambient Temperature****Forward Voltage vs. Forward Current****Collector-base Current vs. Ambient Temperature**