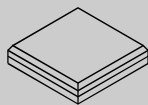


D125FF06 D125FF08 D125F06 - D125F10

600 V - 1,000 V Rectifiers

3.0 A - 4.0 A Forward Current

30 ns - 50 ns Recovery Time



ELECTRICAL CHARACTERISTICS AND MAXIMUM RATINGS

Part Number	Working Reverse Voltage (V _{rw})	Average Rectified Current (I _o)		Reverse Current @ V _{rw} m (I _r)		Forward Voltage (V _f)		1 Cycle Surge Current tp=8.3ms (I _{fsm})	Repetitive Surge Current (I _{frm})	Reverse Recovery Time (3) (T _{rr})	Thermal Impd. θ_{J-C}	Junction Cap. @50VDC @1kHz (C _j)
		55°C(1)	100°C(2)	25°C	100°C	25°C	25°C	25°C	25°C	25°C	25°C	25°C
	Volts	Amps	Amps	µA	µA	Volts	Amps	Amps	Amps	ns	°C/ W	pF
D125FF06	600	3.0	1.5	1.0	50	5.0	2.0	50	10	30	0.40	100
D125FF08	800	3.0	1.5	1.0	50	5.0	2.0	50	10	30	0.40	100
D125F06	600	4.0	2.0	1.0	50	3.0	2.0	50	10	50	0.40	100
D125F08	800	4.0	2.0	1.0	50	3.0	2.0	50	10	50	0.40	100
D125F10	1000	4.0	2.0	1.0	50	3.0	2.0	50	10	50	0.40	100

(1) TC=55°C (2)TC=100°C (3)I_f=0.5A, I_r=1.0A, I_{rr}=0.25A *Op. Temp.= -65°C to +175°C Stg. Temp.= -65°C to +200°C

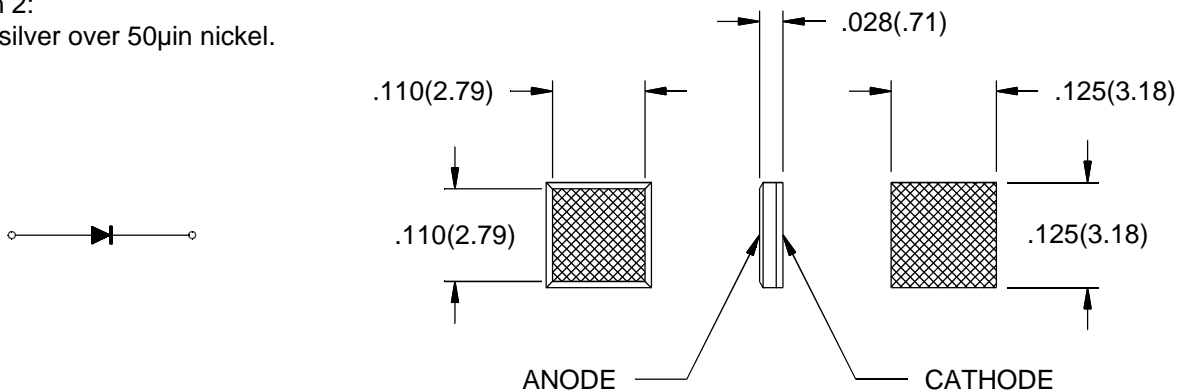
Plating:

Option 1:

50µin gold over 50µin nickel.

Option 2:

50µin silver over 50µin nickel.



Dimensions: In. (mm) • All temperatures are ambient unless otherwise noted. • Data subject to change without notice.



VOLTAGE MULTIPLIERS INC.
8711 W. Roosevelt Ave.
Visalia, CA 93291

TEL 559-651-1402
FAX 559-651-0740
www.voltagemultipliers.com

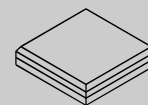
600 V - 1,000 V Rectifiers

5.0 A Forward Current

70 ns - 3000 ns Recovery Time

D125U06 - D125U10

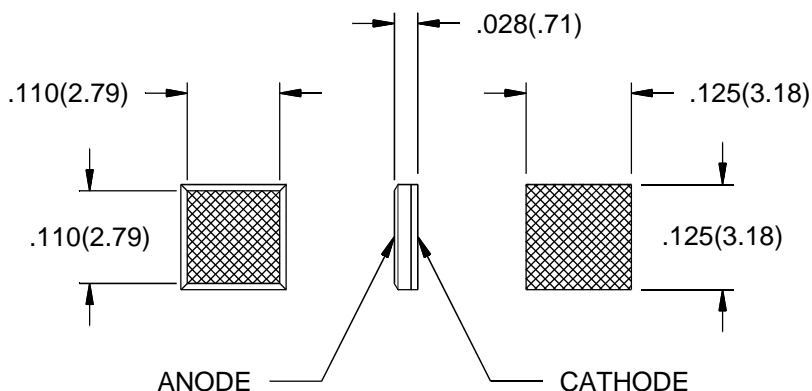
D125S06 - D125S10



ELECTRICAL CHARACTERISTICS AND MAXIMUM RATINGS

Part Number	Working Reverse Voltage	Average Rectified Current		Reverse Current @ Vrwm		Forward Voltage		1 Cycle Surge Current tp=8.3ms (Ifsm)	Repetitive Surge Current (Ifrm)	Reverse Recovery Time (3) (Trr)	Thermal Impd. θ_{J-C}	Junction Cap. @50VDC @1kHz (Cj)
	(Vrwm)	(Io)		(Ir)		(Vf)						
	Volts	55°C(1) Amps	100°C(2) Amps	25°C μ A	100°C μ A	25°C Volts	25°C Amps	25°C Amps	25°C Amps	25°C ns	25°C °C/ W	25°C pF
D125U06	600	5.0	2.5	1.0	50	1.7	3.0	100	20	70	0.40	100
D125U08	800	5.0	2.5	1.0	50	1.7	3.0	100	20	70	0.40	100
D125U10	1000	5.0	2.5	1.0	50	1.7	3.0	100	20	70	0.40	100
D125S06	600	5.0	2.5	1.0	50	1.2	5.0	100	20	3000	0.40	100
D125S08	800	5.0	2.5	1.0	50	1.3	5.0	100	20	3000	0.40	100
D125S10	1000	5.0	2.5	1.0	50	1.3	5.0	100	20	3000	0.40	100

(1) TC=55°C (2)TC=100°C (3)If=0.5A, Ir=1.0A, Irr=0.25A *Op. Temp.= -65°C to +175°C Stg. Temp.= -65°C to +200°C



Scale: 4 : 1

Plating:
Option 1:
50μin gold over 50μin nickel.
Option 2:
50μin silver over 50μin nickel.



Dimensions: In. (mm) • All temperatures are ambient unless otherwise noted. • Data subject to change without notice.



VOLTAGE MULTIPLIERS INC.
8711 W. Roosevelt Ave.
Visalia, CA 93291

TEL 559-651-1402
FAX 559-651-0740
www.voltagemultipliers.com