



SRD10L150PHS

SRD10L150FHS

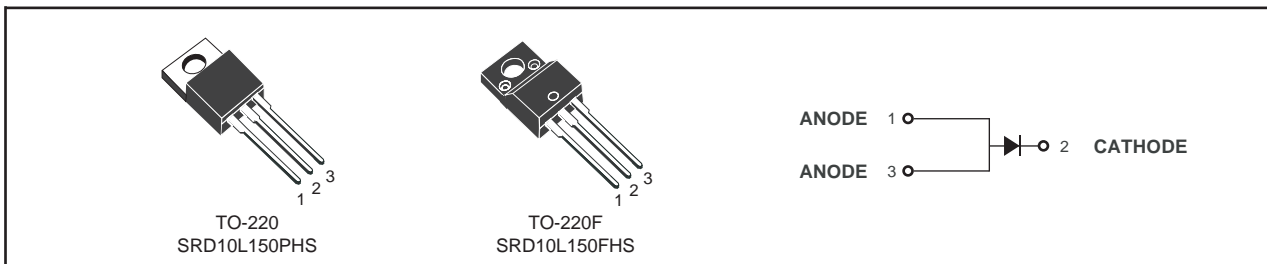
Trench Barrier Schottky Rectifier

PRODUCT SUMMARY

V _{RRM}	I _O	V _F (MAX) @ 25°C	I _R (MAX) @ 25°C
150V	10A	0.87V	0.01mA

FEATURES

- Low forward voltage drop
- High forward surge capability
- Excellent High Temperature Stability



ABSOLUTE MAXIMUM RATINGS (T_C=25°C unless otherwise specified)

Symbol	Parameter	Value	Unit
V _{RRM}	Peak Repetitive Reverse Voltage	150	V
V _{RWM}	Working Peak Reverse Voltage	150	V
V _{RM}	DC Blocking Voltage	150	V
V _{R(RMS)}	RMS Reverse Voltage	105	V
I _O	Average Rectified Output Current	10	A
I _{FSM}	Non-Repetitive Peak Forward Surge Current 8.3ms Single Half Sine-Wave Superimposed on Rated Load	150	A

THERMAL CHARACTERISTICS

Symbol	Parameter	Value	Unit
R _{θJC}	Thermal Resistance, Junction-to-Ambient	TO-220	2 °C/W
		TO-220F	6 °C/W
T _J	Operating Temperature Range	-55 to 150	°C
T _{STG}	Storage Temperature Range	-55 to 175	°C

ELECTRICAL CHARACTERISTICS (T_C=25°C unless otherwise specified)

Symbol	Parameter	Conditions	Min	Typ	Max	Unit
V _F	Forward Voltage Drop	I _F = 10A, T _J = 25°C		0.82	0.87	V
		I _F = 10A, T _J = 125°C		0.67	0.72	V
I _R	Leakage Current	V _R = 150V, T _J = 25°C		2.3	10	uA
		V _R = 150V, T _J = 125°C			8	mA

SRD10L150PHS

SRD10L150FHS

Ver 1.1

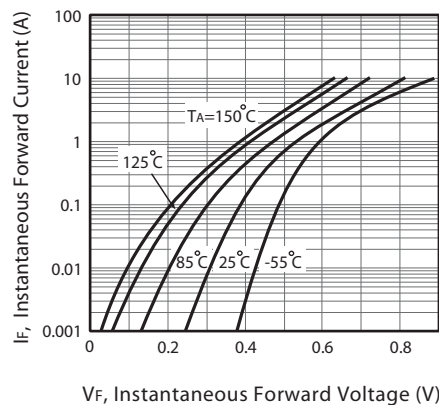


Figure 1. Typical Forward Characteristics

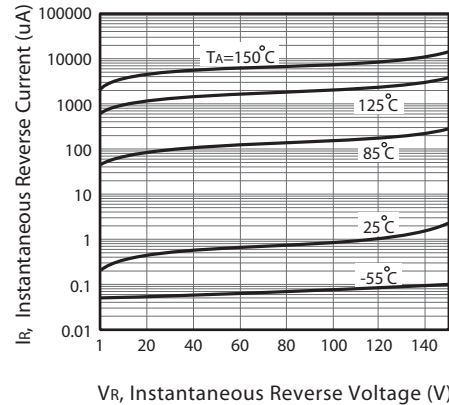


Figure 2. Typical Reverse Characteristics

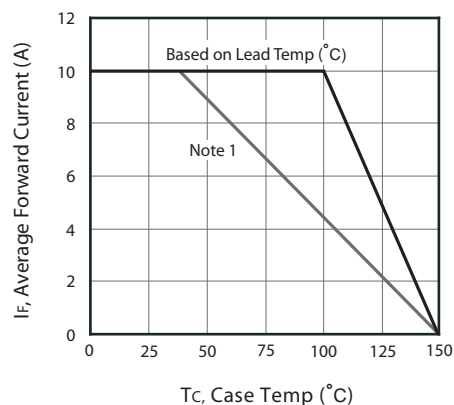


Figure 3. Forward Current Derating Curve

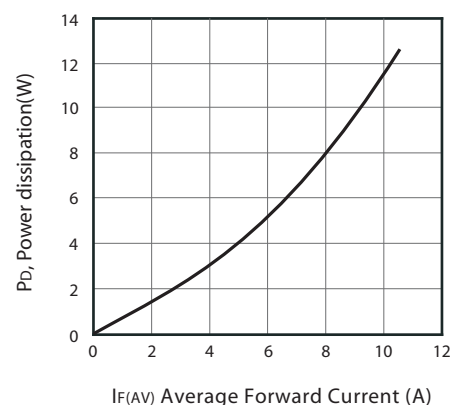


Figure 4. Forward Power Dissipation

Note : 1.Device mounted on FR-4 substrate, 2oz copper.

Apr,13,2015

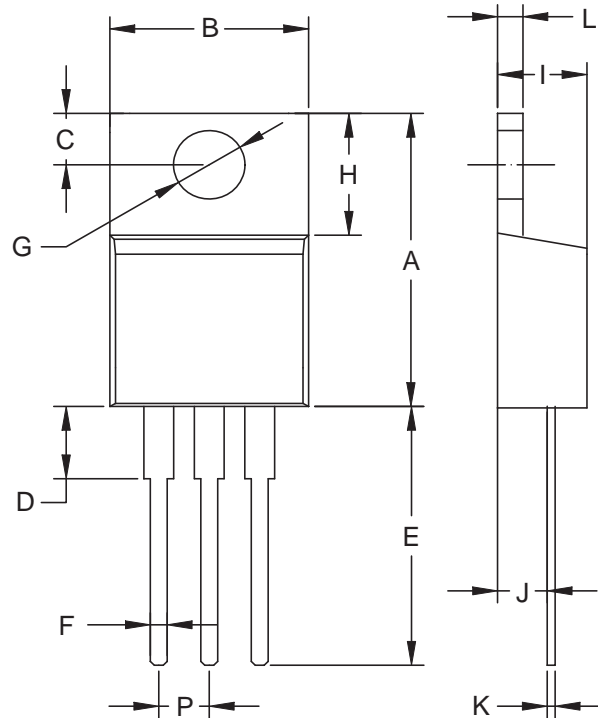
SRD10L150PHS

SRD10L150FHS

Ver 1.1

PACKAGE OUTLINE DIMENSIONS

TO-220



SYMBOLS	MILLIMETERS		INCHES	
	MIN	MAX	MIN	MAX
A	14.55	15.32	0.573	0.603
B	-	10.50	-	0.412
C	2.62	2.87	0.103	0.113
D	3.56	4.06	0.140	0.160
E	13.00	14.30	0.510	0.560
F	0.68	0.94	0.027	0.037
G	3.74	3.91	0.148	0.154
H	5.84	6.86	0.230	0.270
I	4.44	4.86	0.175	0.185
J	2.54	2.79	0.100	0.110
K	0.35	0.64	0.014	0.025
L	1.14	1.40	0.045	0.055
P	2.41	2.67	0.095	0.105

Apr,13,2015

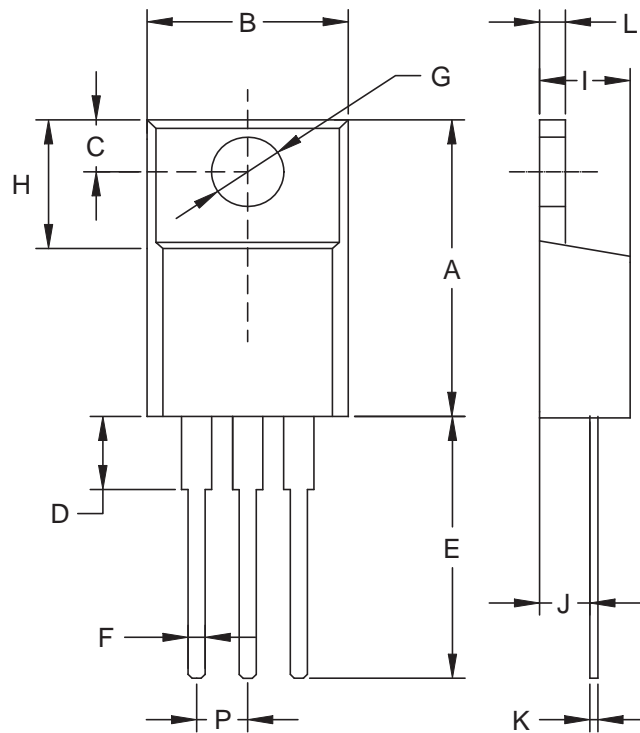
SRD10L150PHS

SRD10L150FHS

Ver 1.1

PACKAGE OUTLINE DIMENSIONS

TO-220F



SYMBOLS	MILLIMETERS		INCHES	
	MIN	MAX	MIN	MAX
A	14.50	15.50	0.571	0.610
B	9.72	10.30	0.383	0.406
C	2.80	3.20	0.110	0.126
D	3.38	4.10	0.133	0.162
E	13.00	14.00	0.512	0.551
F	0.70	0.90	0.028	0.035
G	2.90	3.50	0.114	0.138
H	6.80	7.40	0.268	0.291
I	4.10	4.70	0.162	0.185
J	2.60	2.80	0.102	0.110
K	0.45	0.65	0.018	0.026
L	2.46	2.86	0.097	0.113
P	2.25	2.85	0.089	0.113

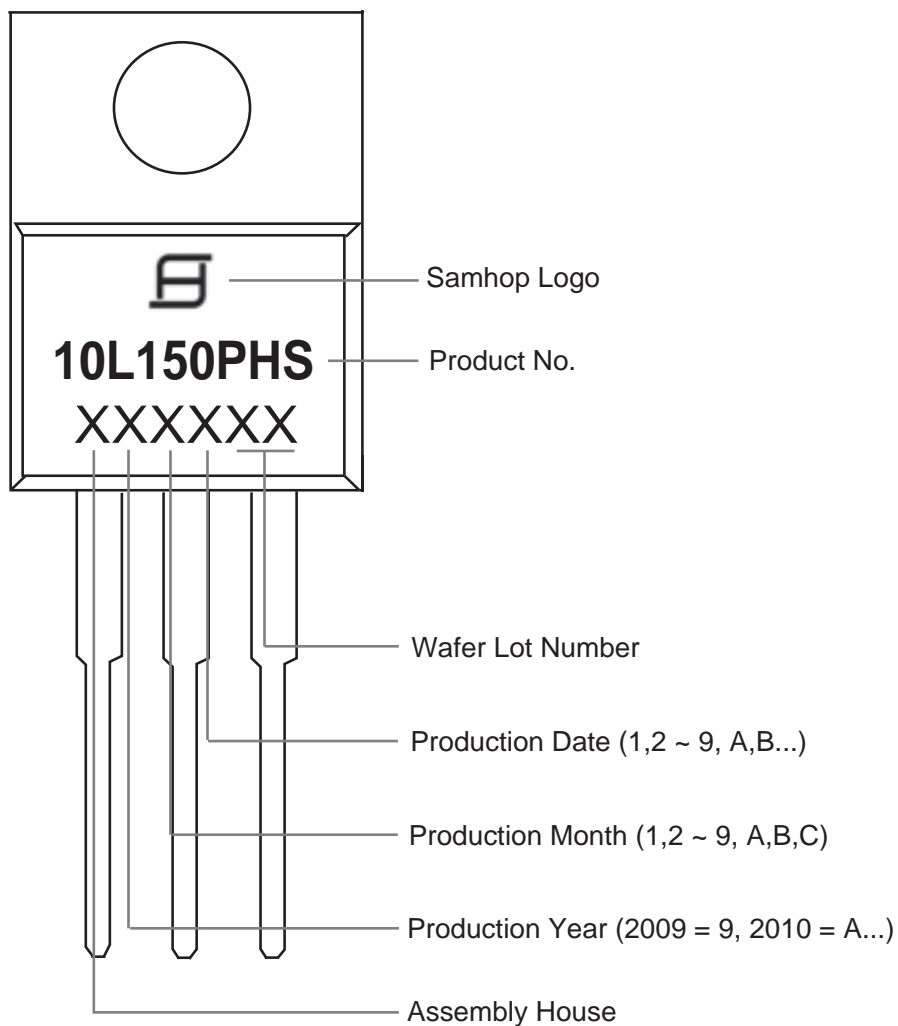
Apr,13,2015

SRD10L150PHS SRD10L150FHS

Ver 1.1

TOP MARKING DEFINITION

TO-220



Apr,13,2015

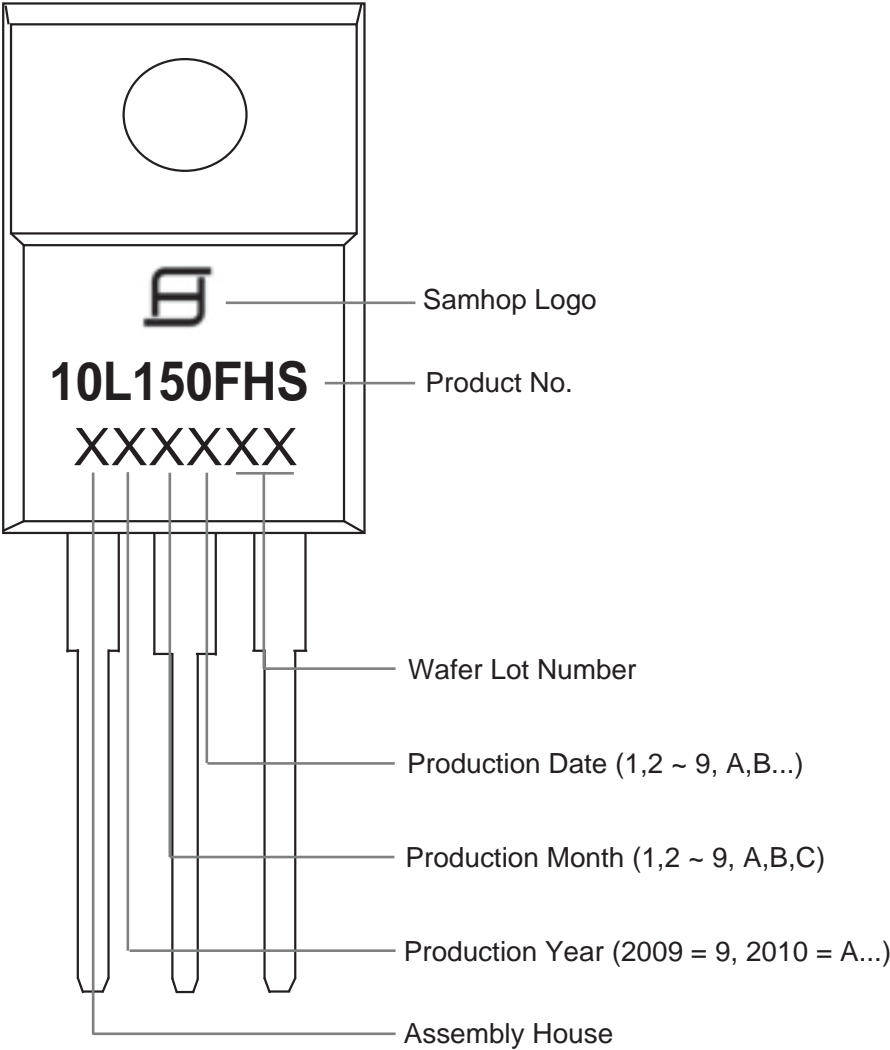
SRD10L150PHS

SRD10L150FHS

Ver 1.1

TOP MARKING DEFINITION

TO-220F



Apr,13,2015