

Prospective Data

Insulated Gate Bi-Polar Transistor Type T0850VB25E

Absolute Maximum Ratings

	VOLTAGE RATINGS	MAXIMUM LIMITS	UNITS
V_{CES}	Collector – emitter voltage	2500	V
$V_{DC \text{ link}}$	Permanent DC voltage for 100 FIT failure rate.	1250	V
V_{GES}	Peak gate – emitter voltage	± 20	V

	RATINGS	MAXIMUM LIMITS	UNITS
$I_{C(DC)}$	Continuous DC collector current, IGBT	850	A
I_{CRM}	Repetitive peak collector current, $t_p=1\text{ms}$, IGBT	1700	A
I_{ECO}	Maximum reverse emitter current, $t_p=100\mu\text{s}$, (note 2 & 3)	850	A
P_{MAX}	Maximum power dissipation, IGBT (Note 2)	4.4	kW
T_{jop}	Operating temperature range.	-40 to +125	$^{\circ}\text{C}$
T_{stg}	Storage temperature range.	-40 to +125	$^{\circ}\text{C}$

Notes: -

- 1) Unless otherwise indicated $T_j = 125^{\circ}\text{C}$.
- 2) $T_{\text{sink}} = 25^{\circ}\text{C}$, double side cooled.
- 3) The use of an anti-parallel diode is recommended.

Characteristics

IGBT Characteristics

	PARAMETER	MIN	TYP	MAX	TEST CONDITIONS	UNITS
$V_{CE(sat)}$	Collector – emitter saturation voltage	-	2.05	2.35	$I_C = 850A, V_{GE} = 15V, T_j = 25^\circ C$	V
		-	2.90	3.20	$I_C = 850A, V_{GE} = 15V$	V
V_{T0}	Threshold voltage	-	-	1.29	Current range: 280 – 850A	V
r_T	Slope resistance	-	-	2.25		m Ω
$V_{GE(TH)}$	Gate threshold voltage	-	5.8	6.3	$V_{CE} = V_{GE}, I_C = 75mA$	V
I_{CES}	Collector – emitter cut-off current	-	8	25	$V_{CE} = V_{CES}, V_{GE} = 0V$	mA
I_{GES}	Gate leakage current	-	4	± 15	$V_{GE} = \pm 20V$	μA
C_{ies}	Input capacitance	-	110	-	$V_{CE} = 25V, V_{GE} = 0V, f = 1MHz$	nF
$t_{d(on)}$	Turn-on delay time	-	1.1	-	$I_C = 850A, V_{CE} = 1250V, di/dt = 1500A/\mu s$ $V_{GE} = \pm 15V, L_s = 200nH$	μs
$t_r(V)$	Rise time	-	2	-		μs
$Q_{g(on)}$	Turn-on gate charge	-	6.5	-	$R_{g(ON)} = 3.0\Omega, R_{g(OFF)} = 6.8\Omega, C_{GE} = 100nF$ Freewheel diode type E0800QC25C (Note 3)	μC
E_{on}	Turn-on energy	-	2	-		J
$t_{d(off)}$	Turn-off delay time	-	1.5	-		μs
$t_f(I)$	Fall time	-	6	-		μs
$Q_{g(off)}$	Turn-off gate charge	-	6	-		μC
E_{off}	Turn-off energy	-	1.4	-		J
I_{SC}	Short circuit current	-	2400	-	$V_{GE} = +15V, V_{CC} = 1250V, V_{CEmax} \leq V_{CES}, t_p \leq 10\mu s$	A

Thermal Characteristics

	PARAMETER	MIN	TYP	MAX	TEST CONDITIONS	UNITS
R_{thJK}	Thermal resistance junction to sink, IGBT	-	-	22.5	Double side cooled	K/kW
		-	-	35.3	Collector side cooled	K/kW
		-	-	65.3	Emitter side cooled	K/kW
F	Mounting force	11	-	16	Note 2	kN
W_t	Weight	-	0.65	-		kg

Notes:-

- 1) Unless otherwise indicated $T_j = 125^\circ C$.
- 2) Consult application note 2008AN01 for detailed mounting requirements
- 3) C_{GE} is additional gate – emitter capacitance added to output of gate drive

Curves

Figure 1 – Typical collector-emitter saturation voltage characteristics

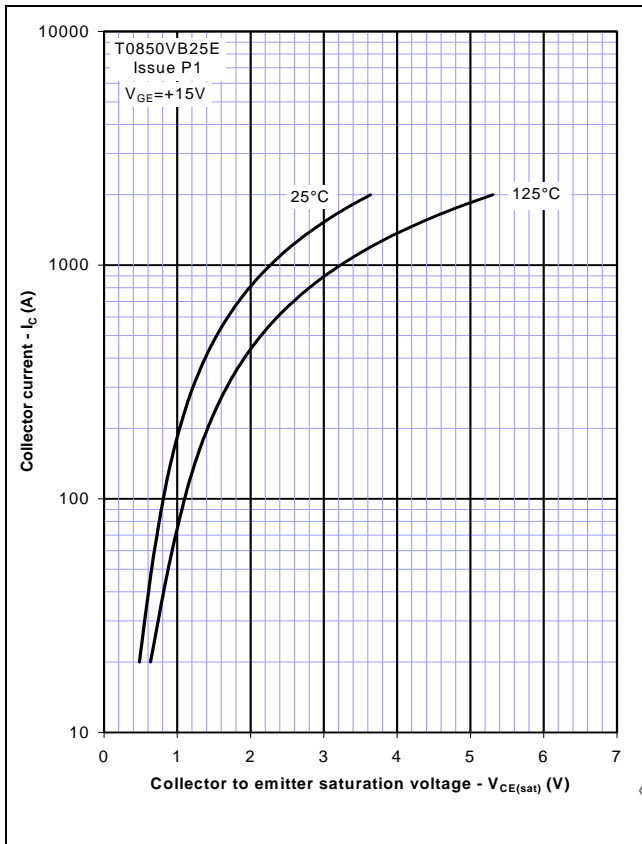


Figure 2 – Typical output characteristic

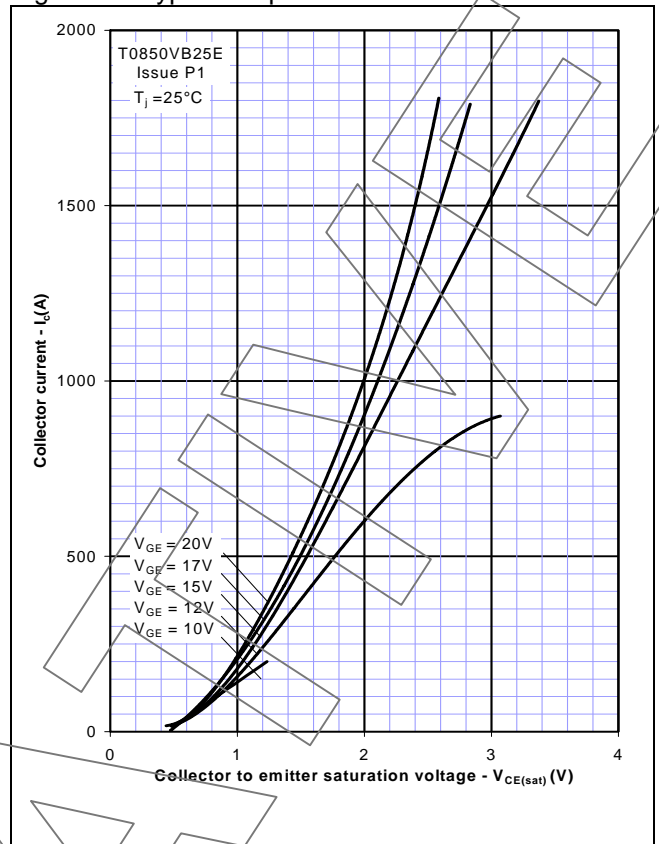


Figure 3 – Typical output characteristic

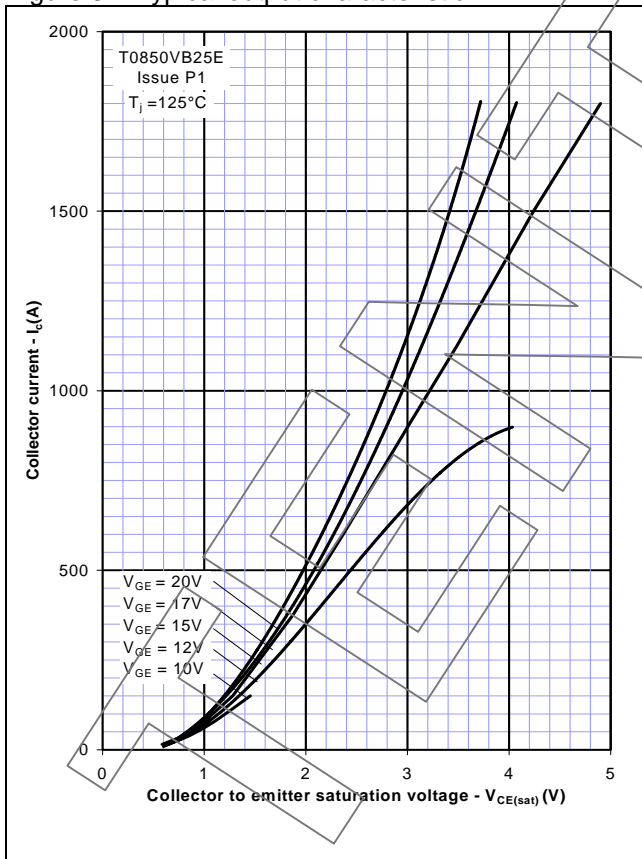


Figure 4 – Typical turn-on delay time vs gate resistance

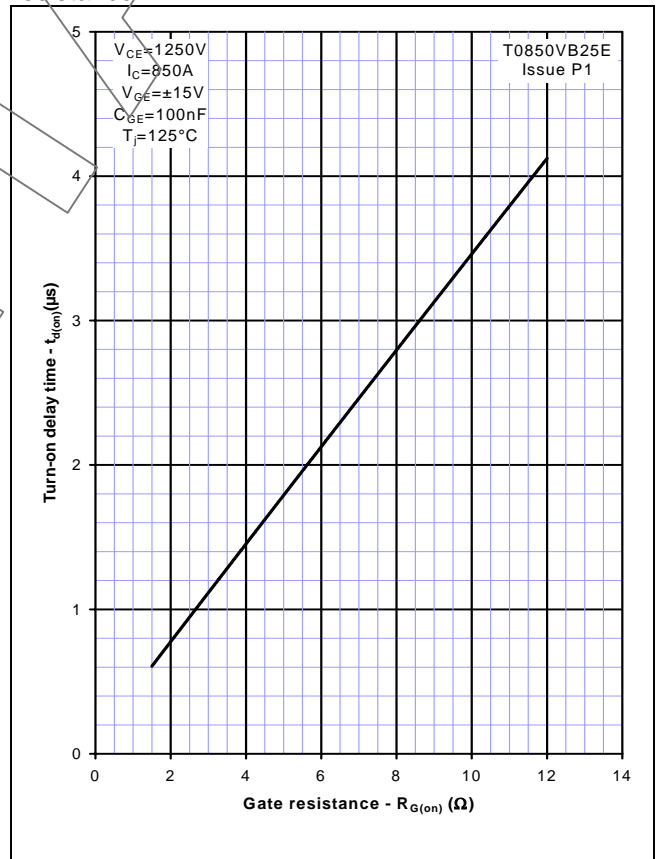


Figure 5 – Typical turn-off delay time vs. gate resistance

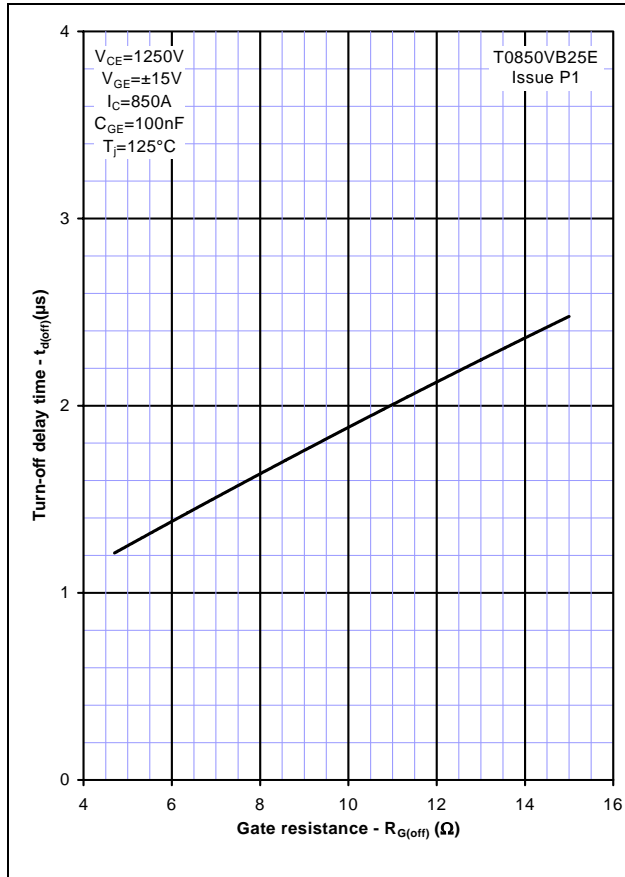


Figure 6 – Typical turn-on energy vs. collector current

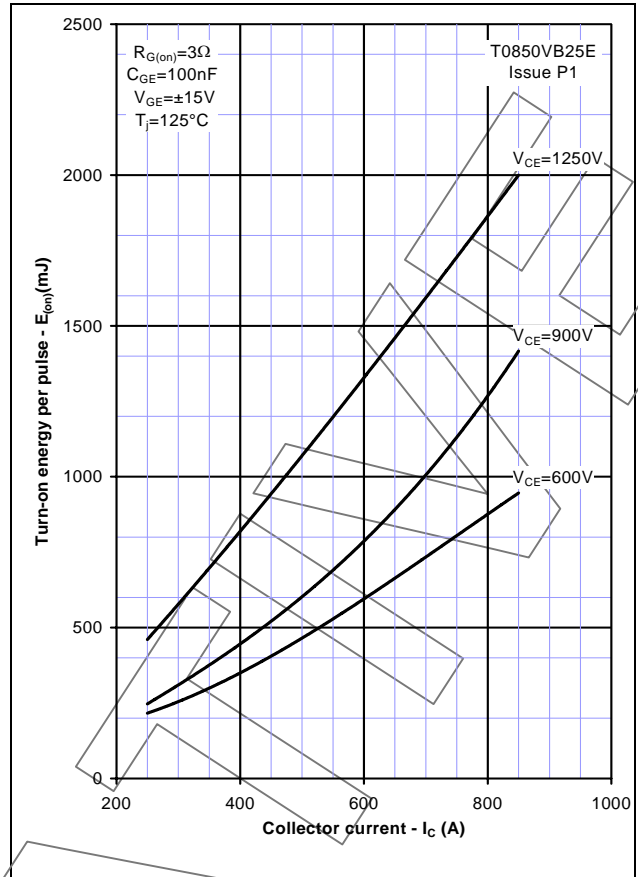


Figure 7 – Typical turn-on energy vs. di/dt

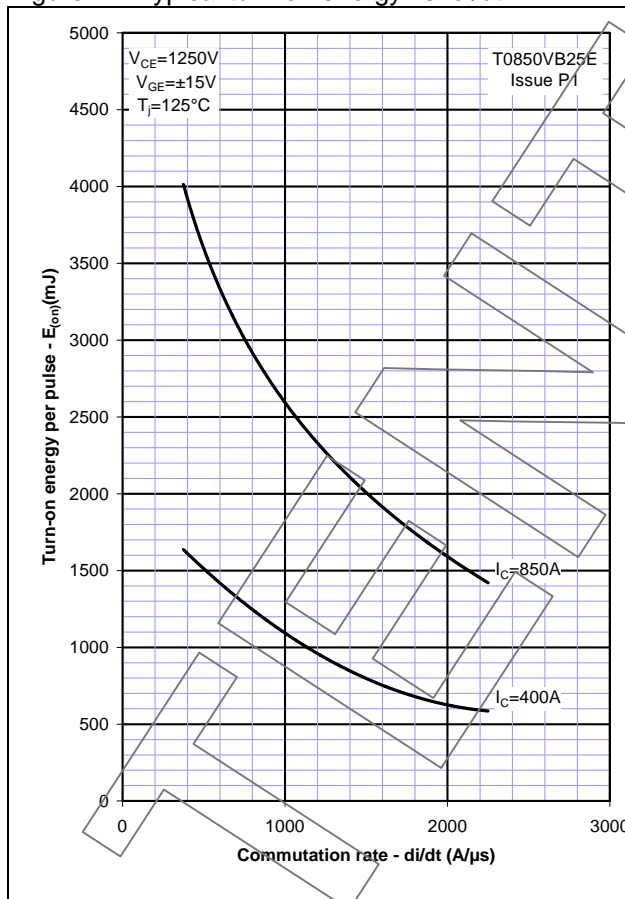


Figure 8 – Typical turn-off energy vs. collector current

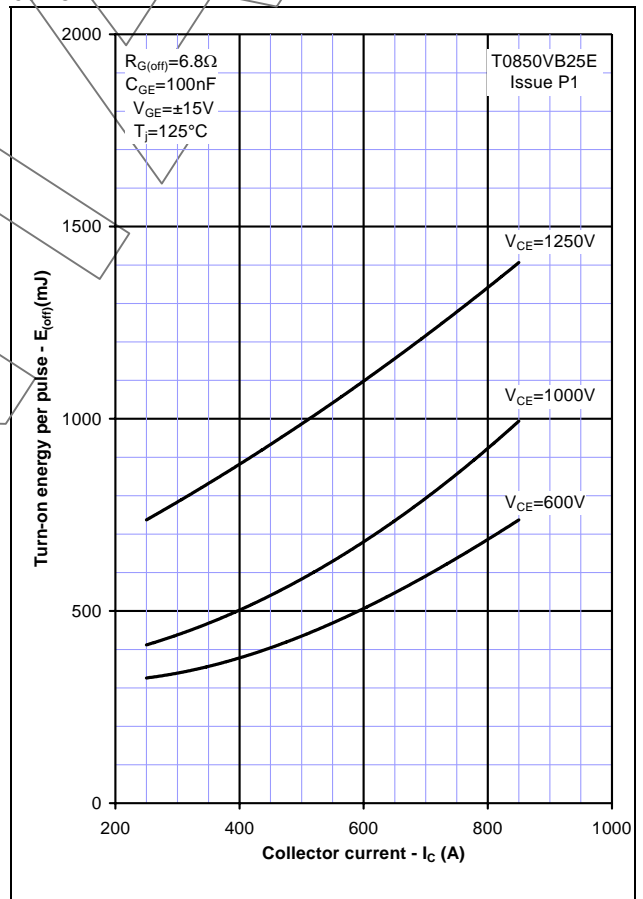


Figure 9 – Turn-off energy vs voltage

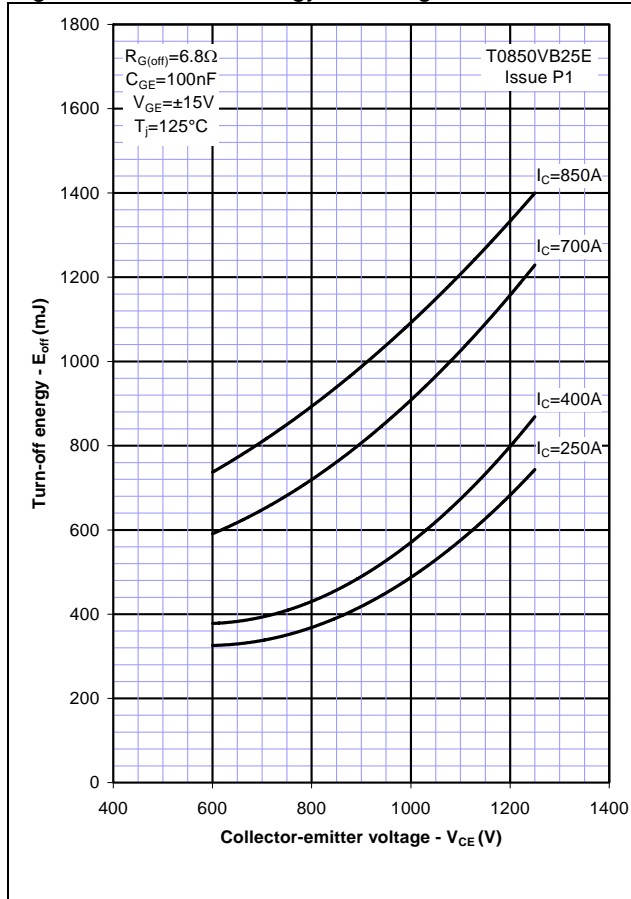


Figure 10 – Safe operating area

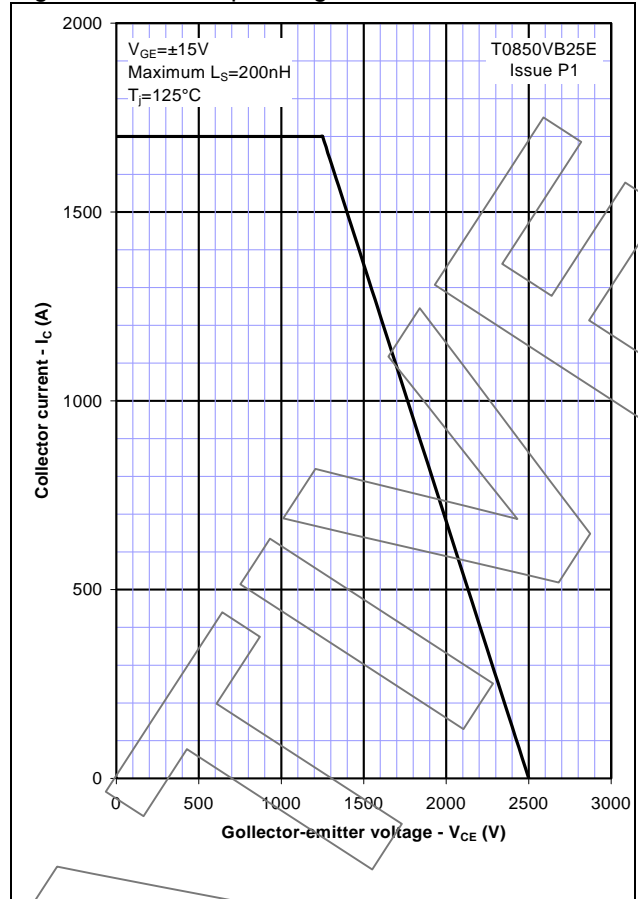
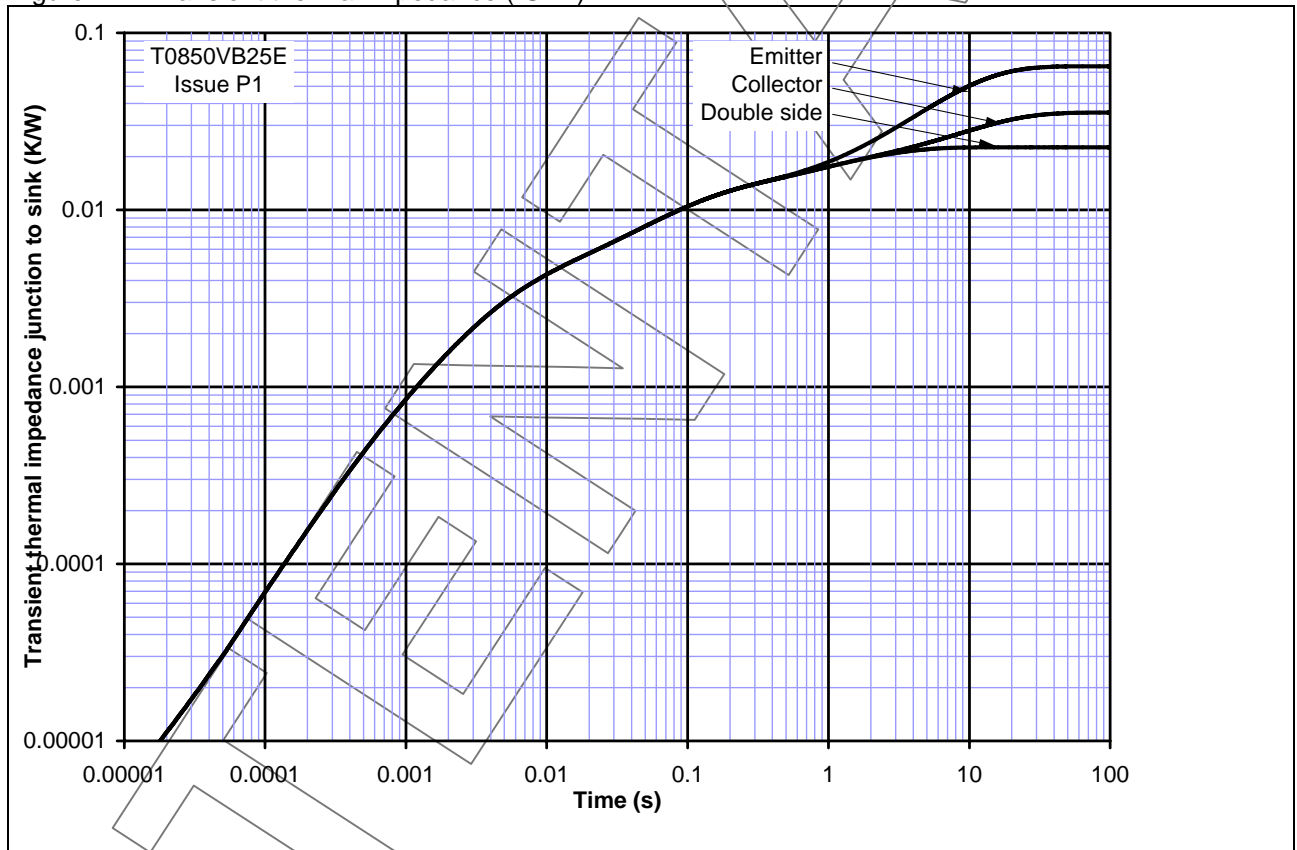
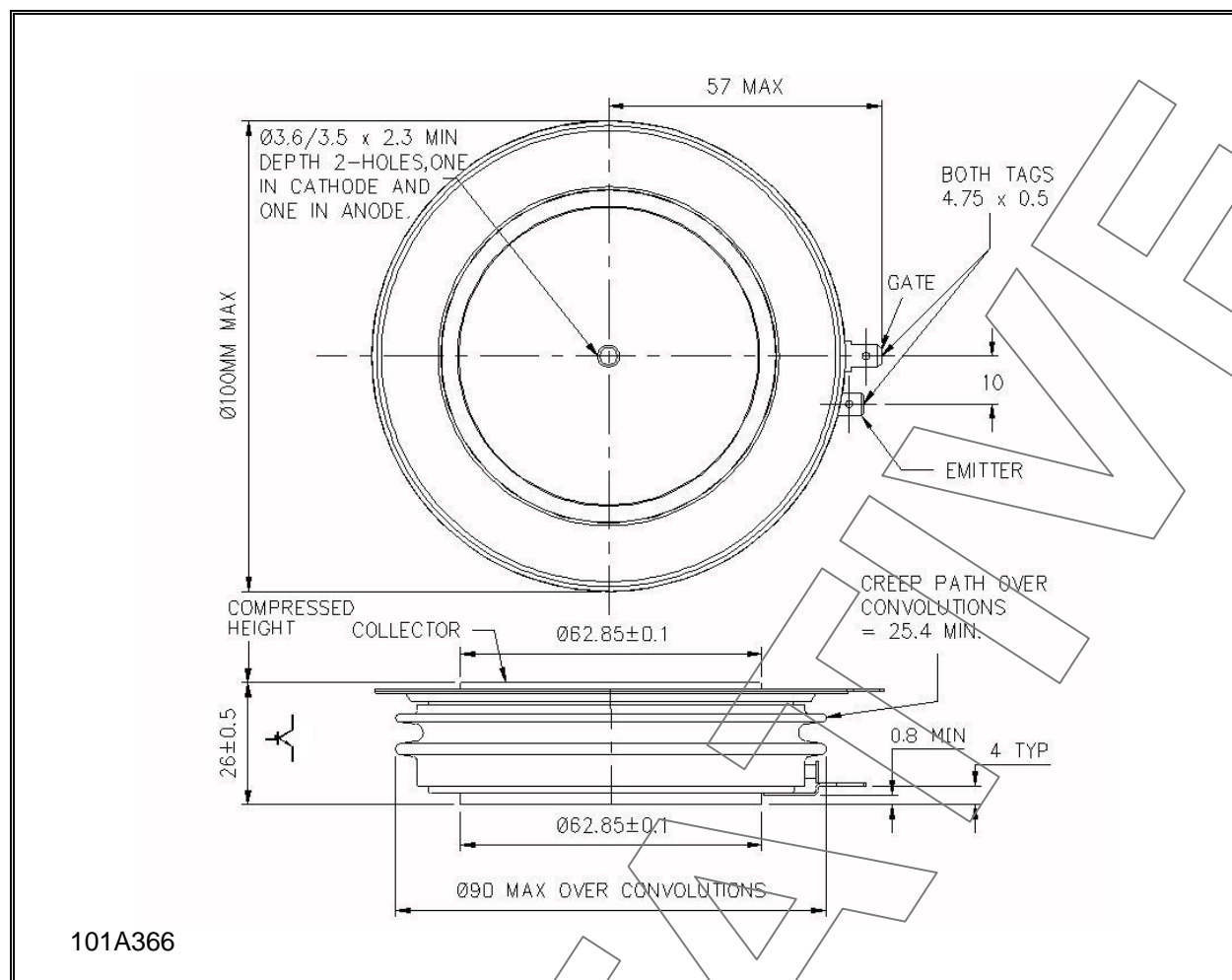


Figure 11 – Transient thermal impedance (IGBT)



Outline Drawing & Ordering Information**ORDERING INFORMATION**

(Please quote 10 digit code as below)

T0850	VB	25	E
Fixed type Code	Fixed Outline Code	Voltage Grade $V_{CES}/100$ 25	Fixed format code

Typical order code: T0850VB25E ($V_{CES} = 2500V$)

IXYS Semiconductor GmbH
Edisonstraße 15
D-68623 Lampertheim
Tel: +49 6206 503-0
Fax: +49 6206 503-627
E-mail: marcom@ixys.de

IXYS Corporation
1590 Buckeye Drive
Milpitas CA 95035-7418
Tel: +1 (408) 457 9000
Fax: +1 (408) 496 0670
E-mail: sales@ixys.net

WESTCODE
An IXYS Company

www.westcode.comwww.ixys.net

Westcode Semiconductors Ltd
Langley Park Way, Langley Park,
Chippenham, Wiltshire, SN15 1GE.
Tel: +44 (0)1249 444524
Fax: +44 (0)1249 659448
E-mail: WSL.sales@westcode.com

IXYS Long Beach
IXYS Long Beach, Inc
2500 Mira Mar Ave, Long Beach
CA 90815
Tel: +1 (562) 296 6584
Fax: +1 (562) 296 6585
E-mail: service@ixyslongbeach.com

The information contained herein is confidential and is protected by Copyright. The information may not be used or disclosed except with the written permission of and in the manner permitted by the proprietors Westcode Semiconductors Ltd.

© Westcode Semiconductors Ltd.

In the interest of product improvement, Westcode reserves the right to change specifications at any time without prior notice.

Devices with a suffix code (2-letter or letter/digit/letter combination) added to their generic code are not necessarily subject to the conditions and limits contained in this report.